

# Miniature Stages

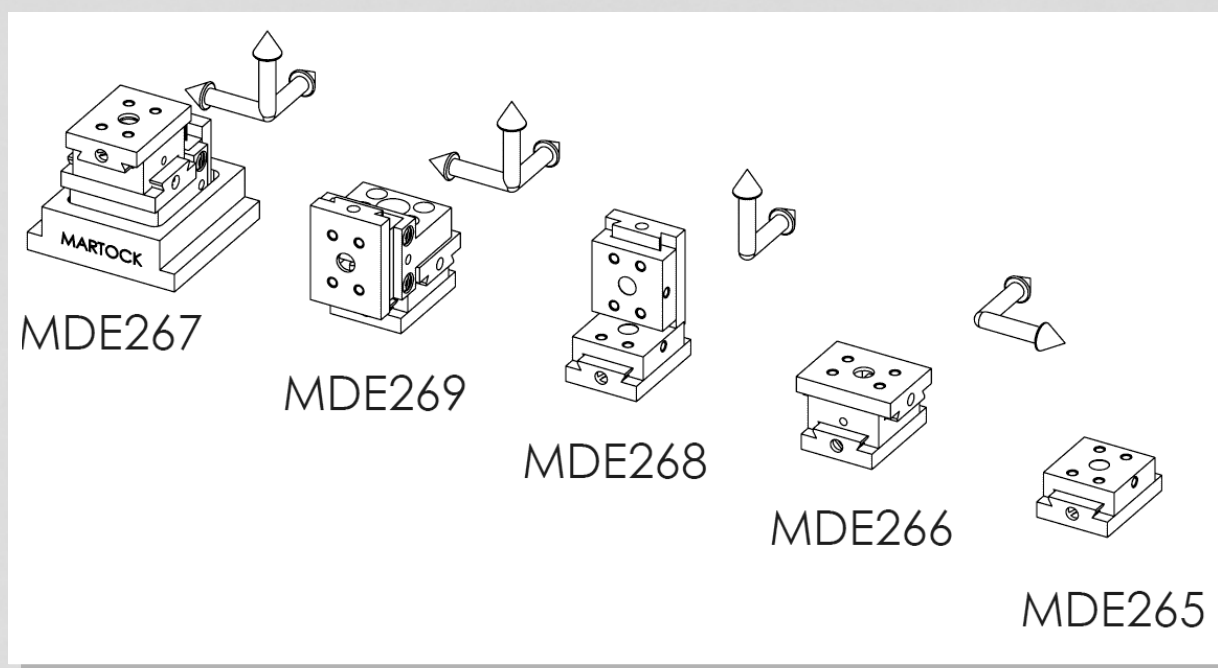


**ELLIOT | MARTOCK**

2019



# Ultra Small Linear Stages




**ELLIOT | MARTOCK**

2019



## Manual Positioners: Ultra Small Linear Stages: 3 mm Travel

### MDE265 Single Axis Ultra-Small Micropositioner



- Wide range of configurations
- Very smooth backlash-free motion
- Based on the Very Small dovetail slide series
- One of the smallest micropositioners available



The Elliot Scientific MDE265 slide is an ultra-small, single axis micropositioner with simple adjusters for linear translation stage applications in physics experiments or optical systems.

#### Specifications

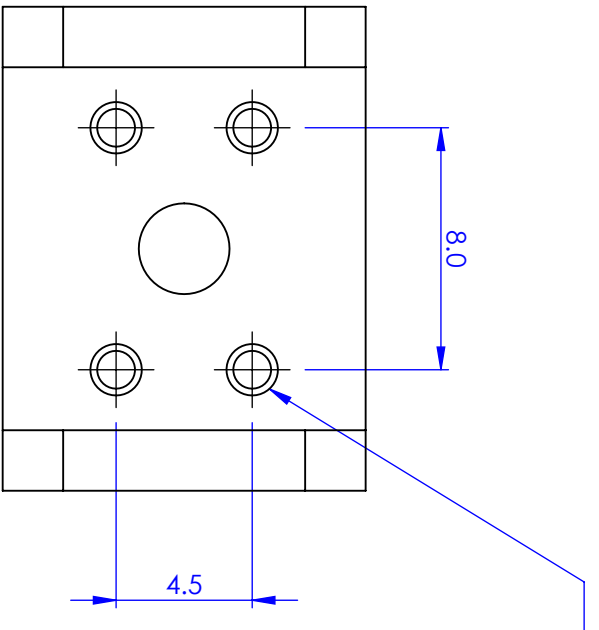
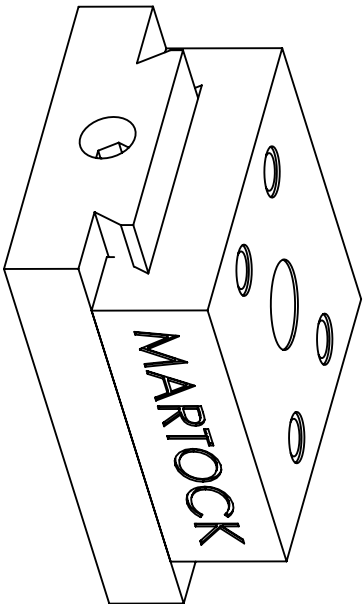
Travel	3 mm
Sensitivity	< 0.5 $\mu\text{m}$
Adjuster	0.25 pitch with 1.27 mm hex socket
Top plate	12 x 12 mm
Mounting holes	Four M1.6 x 2 mm deep on both sides

#### Options

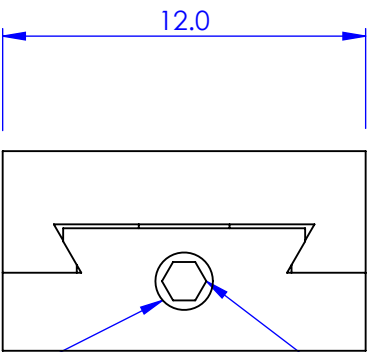
Knurled knob adjuster (Sold separately as P/No. MD-054115)  
 Post mounting using MDE857 (and MDE858 if required)  
 Fibre holders available: MDE719 and MDE730  
 Vacuum compatible versions available

#### Notes

Surface mating with these micropositioners must be truly flat. Unflat surfaces or overtightened screws will cause the slide motion to be jerky and stiff due to distortion. Dovetail slides, unlike miniature ball slides, are unlikely to be permanently damaged by temporary distortion, as the load is supported on a comparatively large area.

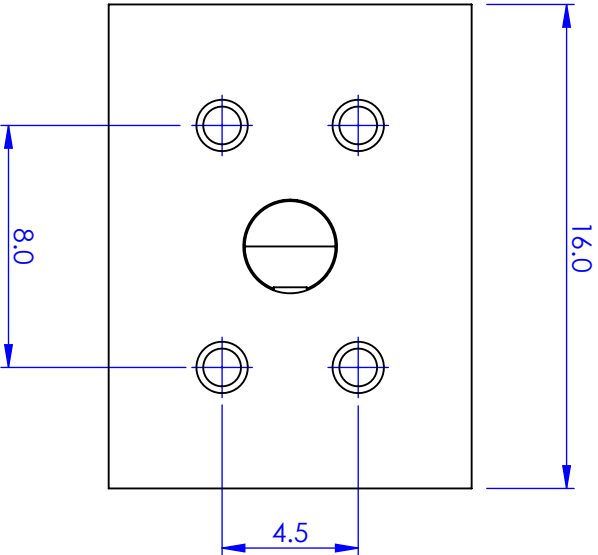
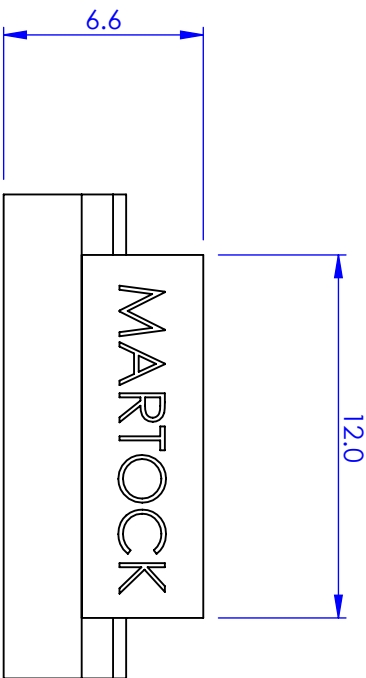


4 HOLES  
M1.6 x 2 DEEP  
TOP AND BOTTOM



1.27 HEX SOCKET

ADJUSTER




TRAVEL  $\pm 1.5$ mm

REVISIONS		DATE	APPROVED
REV.	DESCRIPTION		

PROPRIETARY AND CONFIDENTIAL COPYRIGHT ELIOT SCIENTIFIC LTD. THE INFORMATION CONTAINED IN THIS DRAWING IS THE SOLE PROPERTY OF ELIOT SCIENTIFIC LTD. REPRODUCTION IN PART OR AS A WHOLE WITHOUT WRITTEN PERMISSION IS PROHIBITED.		DIMENSIONS ARE IN mm GENERAL TOLERANCES: ± 0.1 ANGULAR TOLERANCES: ± SURFACE FINISH: ALL BURRS, SHARP EDGES AND CORNERS TO BE REMOVED	
MATERIAL CU ALLOY, STAINLESS STEEL		TITLE	
FINISH ---		MDE265 SINGLE AXIS STAGE	
SIZE A4		DWG. NO. MDE265	
DO NOT SCALE DRAWING		SCALE: 1	
		THIRD ANGLE PROJECTION	
		SHEET 1 OF 1	

## Manual Positioners: Ultra Small Linear Stages: 3 mm Travel

### MDE266 Dual Axis XY Ultra-Small Micropositioner



- Wide range of configurations
- Very smooth backlash-free motion
- Based on the Very Small dovetail slide series
- One of the smallest micropositioners available



The Elliot Scientific MDE266 slide is an ultra-small, dual axis micropositioner with simple adjusters for XY linear translation stage applications in physics experiments or optical systems.

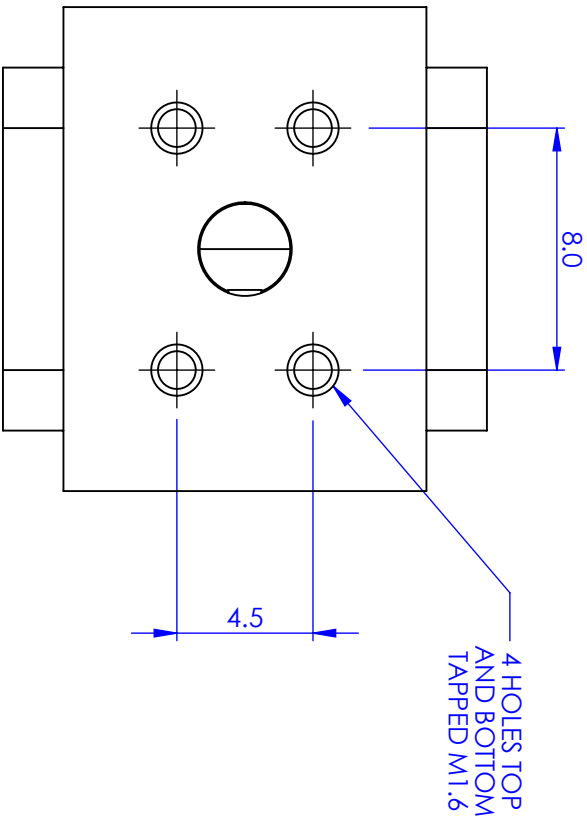
#### Specifications

Travel	3 mm
Sensitivity	< 0.5 $\mu\text{m}$
Adjusters	0.25 pitch with 1.27 mm hex socket
Ball hex driver supplied	
Top plate	12 x 12 mm
Thickness	11 mm
Mounting holes	Four M1.6 x 2 mm deep on both sides

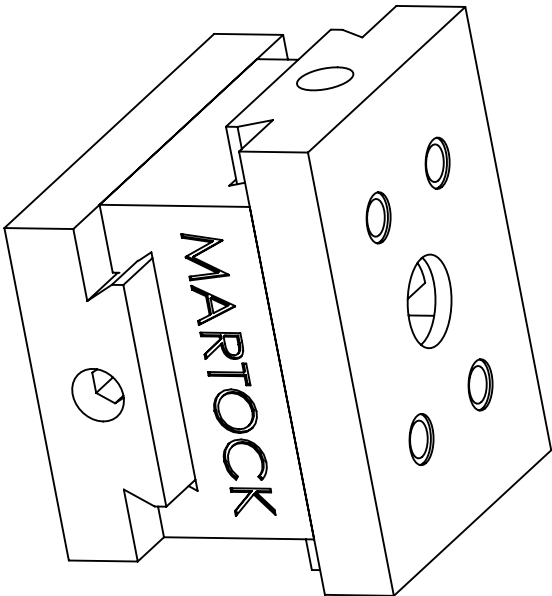
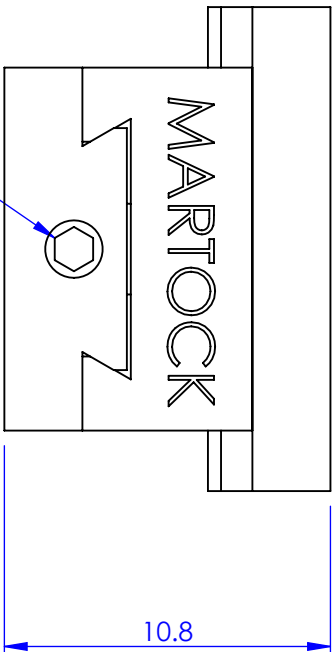
#### Notes

Surface mating with these micropositioners must be truly flat. Unflat surfaces or overtightened screws will cause the slide motion to be jerky and stiff due to distortion. Dovetail slides, unlike miniature ball slides, are unlikely to be permanently damaged by temporary distortion, as the load is supported on a comparatively large area.

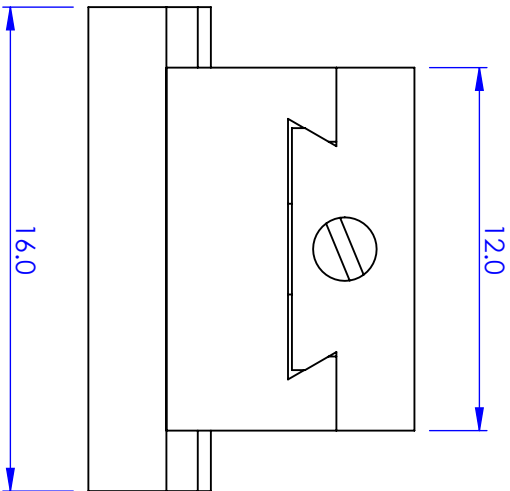
REVISIONS			DATE	APPROVED
REV.	DESCRIPTION			



BOTH AXES ±3mm OF TRAVEL



GENERAL VIEW  
SCALE: 4:1



PROPRIETARY AND CONFIDENTIAL  
COPYRIGHT ELLIOT SCIENTIFIC LTD.  
THE INFORMATION CONTAINED IN THIS  
DRAWING IS THE SOLE PROPERTY OF  
ELLIOT SCIENTIFIC LTD. REPRODUCTION  
IN PART OR AS A WHOLE WITHOUT WRITTEN  
PERMISSION IS PROHIBITED.

DIMENSIONS ARE IN mm  
GENERAL TOLERANCES: ± 0.1  
ANGULAR TOLERANCES: ±  
SURFACE FINISH:  
ALL BURRS, SHARP EDGES  
AND CORNERS TO BE  
REMOVED


AUTHOR		NAME	DATE
CHECKED		GW	11/05/2010
MATERIAL CU ALLOY, STAINLESS STEEL			
FINISH ---			
DO NOT SCALE DRAWING			
TITLE			
2 AXIS DOVETAIL SLIDE			
SIZE A4		DWG. NO. MDE266	
SCALE: 1	THIRD ANGLE PROJECTION		SHEET 1 OF 1

**Elliott Scientific**



## Manual Positioners: Ultra Small Linear Stages: 3 mm Travel

### MDE267 Three-Axis XYZ Ultra-Small Micropositioner on M4 Tapped Base



- Wide range of configurations
- Very smooth backlash-free motion
- Based on the Very Small dovetail slide series
- One of the smallest micropositioners available



The Elliot Scientific MDE267 slide is an ultra-small, triple axis micropositioner with simple adjusters on an M4 tapped base for XYZ linear translation stage applications in physics experiments or optical systems.

#### Specifications

Travel	3 mm
Sensitivity	< 0.5 $\mu\text{m}$
Adjusters	0.25 pitch with 1.27 mm hex socket
Ball hex driver supplied	
Top plate	12 x 12 mm
Base	M4 tapped

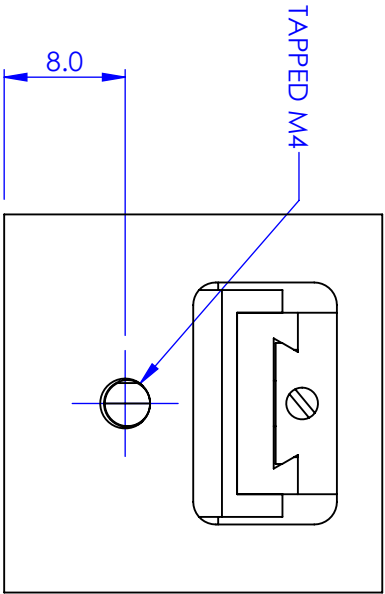
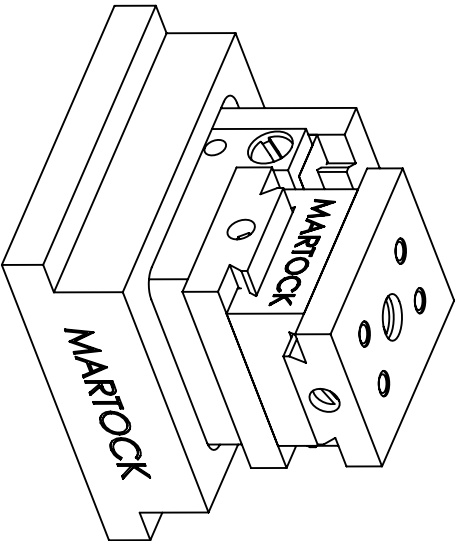
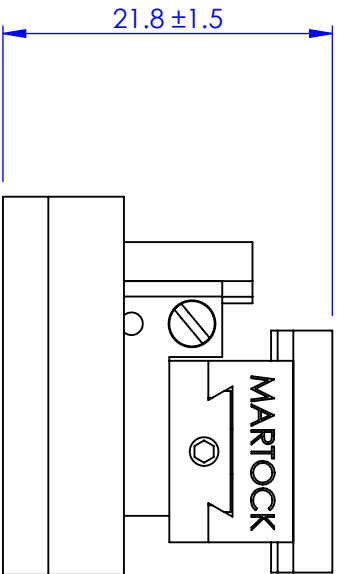
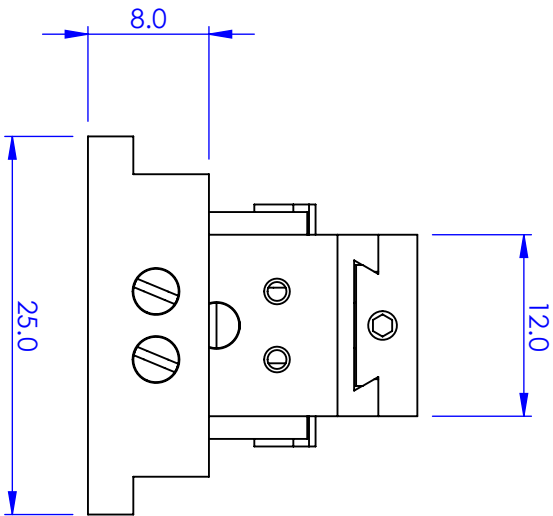
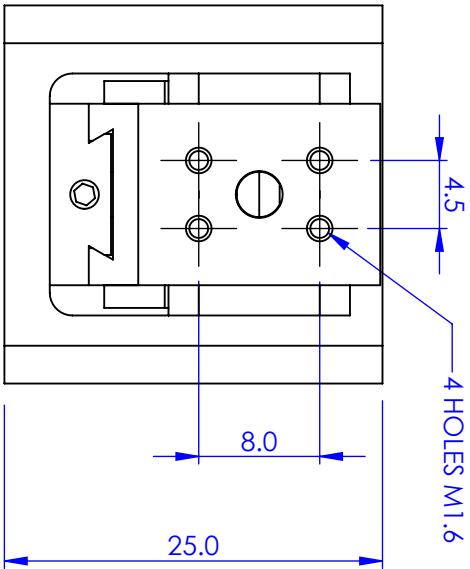
#### Options

Knurled knob adjuster (Sold separately as P/No. MD-054115)  
 Post mounting using MDE857 (and MDE858 if required)  
 Fibre holders available: MDE719 and MDE730  
 Vacuum compatible versions available

#### Notes

Surface mating with these micropositioners must be truly flat. Unflat surfaces or overtightened screws will cause the slide motion to be jerky and stiff due to distortion. Dovetail slides, unlike miniature ball slides, are unlikely to be permanently damaged by temporary distortion, as the load is supported on a comparatively large area.


REVISIONS		DATE	APPROVED
REV.	DESCRIPTION		



PROPRIETARY AND CONFIDENTIAL COPYRIGHT ELIOT SCIENTIFIC LTD. THE INFORMATION CONTAINED IN THIS DRAWING IS THE SOLE PROPERTY OF ELIOT SCIENTIFIC LTD. REPRODUCTION IN PART OR AS A WHOLE WITHOUT WRITTEN PERMISSION IS PROHIBITED.				DIMENSIONS ARE IN mm GENERAL TOLERANCES: ± 0.1 ANGULAR TOLERANCES: ± SURFACE FINISH: ALL BURRS, SHARP EDGES AND CORNERS TO BE REMOVED			
				MATERIAL CU ALLOY, AL ALLOY STAINLESS STEEL			
				FINISH ---			
DO NOT SCALE DRAWING				TITLE MDE267 3-Axis Micropositioner			
				SIZE A4			
				DWG. NO. MDE267			
SCALE: 2:1				THIRD ANGLE PROJECTION			
				SHEET 1 OF 1			

## Manual Positioners: Ultra Small Linear Stages: 3 mm Travel

### MDE268 Dual Axis XZ Ultra-Small Micropositioner



- Wide range of configurations
- Very smooth backlash-free motion
- Based on the Very Small dovetail slide series
- One of the smallest micropositioners available



The Elliot Scientific MDE268 slide is an ultra-small, dual axis micropositioner with simple adjusters for XZ linear translation stage applications in physics experiments or optical systems.

#### Specifications

Travel	3 mm
Sensitivity	< 0.5 $\mu\text{m}$
Adjusters	0.25 pitch with 1.27 mm hex socket
Top plate	12 x 12 mm
Mounting holes	Four M1.6 x 2 mm deep on both sides

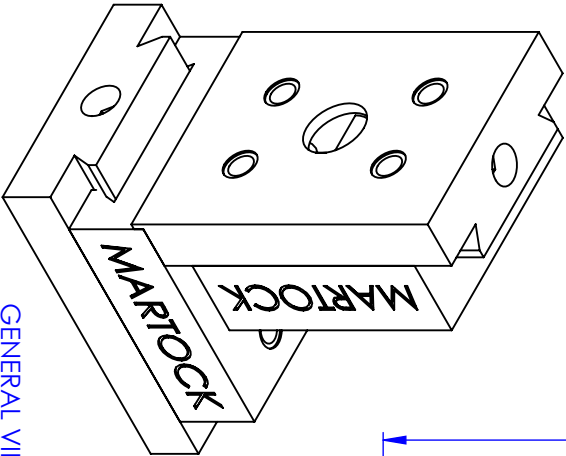
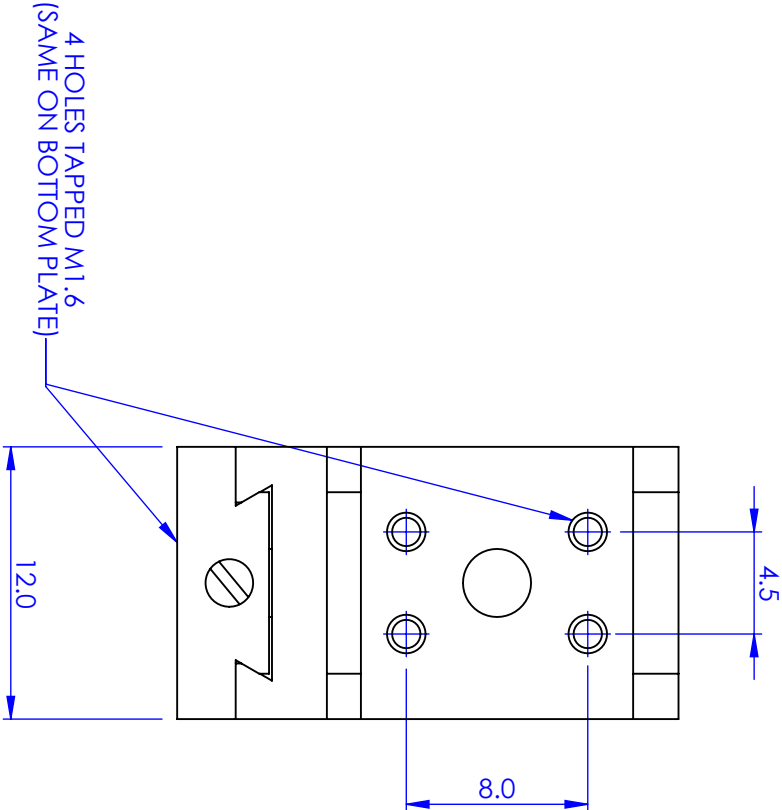
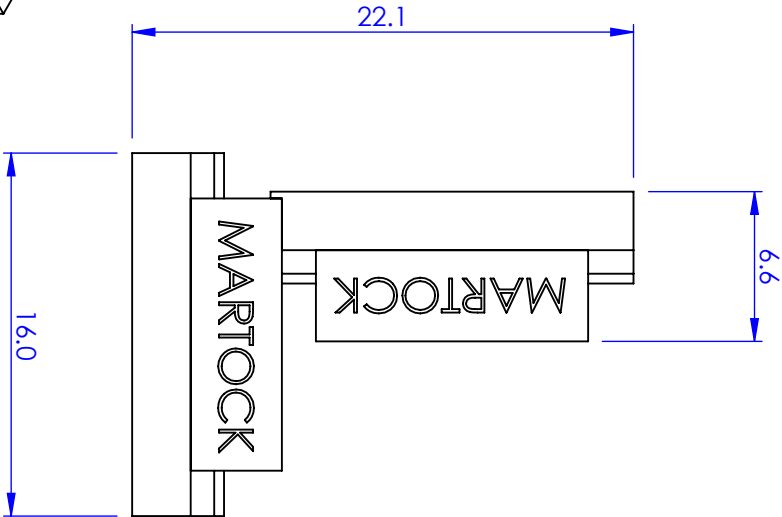
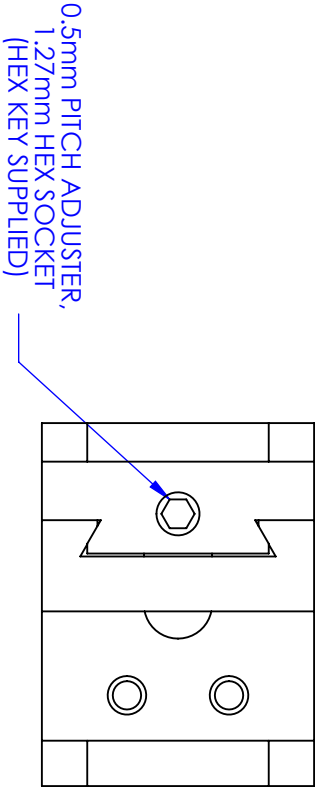
#### Options

Knurled knob adjuster (Sold separately as P/No. MD-054115)  
 Post mounting using MDE857 (and MDE858 if required)  
 Fibre holders available: MDE719 and MDE730  
 Vacuum compatible versions available

#### Notes

Surface mating with these micropositioners must be truly flat. Unflat surfaces or overtightened screws will cause the slide motion to be jerky and stiff due to distortion. Dovetail slides, unlike miniature ball slides, are unlikely to be permanently damaged by temporary distortion, as the load is supported on a comparatively large area.

REVISIONS			DATE	APPROVED
REV.	DESCRIPTION			



GENERAL VIEW  
SCALE: 3:1

BOTH AXES ±3mm OF TRAVEL


PROPRIETARY AND CONFIDENTIAL COPYRIGHT ELLIOT SCIENTIFIC LTD. THE INFORMATION CONTAINED IN THIS DRAWING IS THE SOLE PROPERTY OF ELLIOT SCIENTIFIC LTD. REPRODUCTION IN PART OR AS A WHOLE WITHOUT WRITTEN PERMISSION IS PROHIBITED.			DIMENSIONS ARE IN mm GENERAL TOLERANCES: ± 0.1 ANGULAR TOLERANCES: ± SURFACE FINISH: ALL BURRS, SHARP EDGES AND CORNERS TO BE REMOVED		
MATERIAL CU ALLOY, STAINLESS STEEL			FINISH ---		
AUTHOR CHECKED			NAME GW		
DATE 13/05/2010			---		
DO NOT SCALE DRAWING			SHEET 1 OF 1		

TITLE XZ MICROPOSITIONER		
SIZE A4	DWG. NO. MDE268	THIRD ANGLE PROJECTION
SCALES:1		SHEET 1 OF 1



## Manual Positioners: Ultra Small Linear Stages: 3 mm Travel

### MDE269 Three Axis XZ Ultra-Small Micropositioner



**ELLIOT MARTOCK**

- Wide range of configurations
- Very smooth backlash-free motion
- Based on the Very Small dovetail slide series
- One of the smallest micropositioners available

The Elliot Scientific MDE269 slide is an ultra-small, triple axis micropositioner with simple adjusters for XYZ linear translation stage applications in physics experiments or optical systems.

#### Specifications

Travel	3 mm
Sensitivity	< 0.5 $\mu\text{m}$
Adjusters	0.25 pitch with 1.27 mm hex socket
Top plate	12 x 12 mm
Mounting holes	Four M1.6 x 2 mm deep on both sides

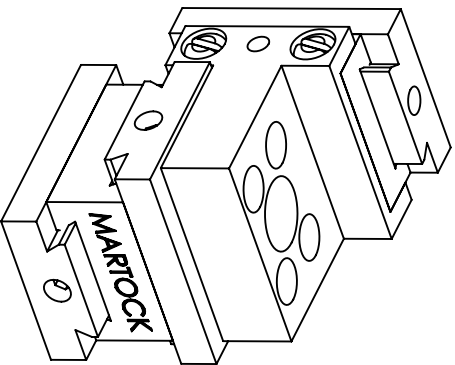
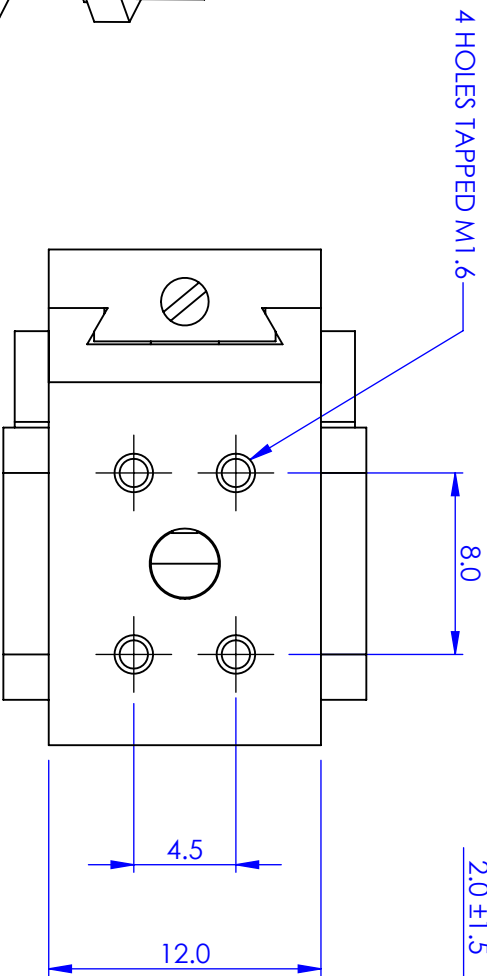
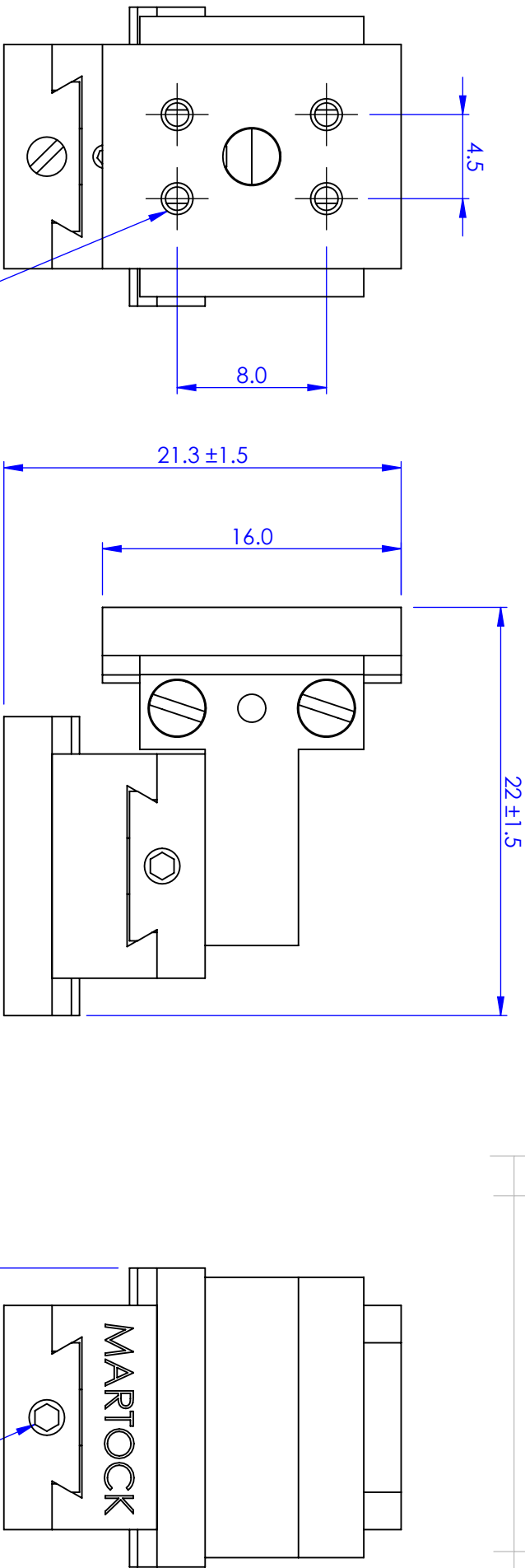
#### Options

Knurled knob adjuster (Sold separately as P/No. MD-054115)  
 Post mounting using MDE857 (and MDE858 if required)  
 Fibre holders available: MDE719 and MDE730  
 Vacuum compatible versions available

#### Notes

Surface mating with these micropositioners must be truly flat. Unflat surfaces or overtightened screws will cause the slide motion to be jerky and stiff due to distortion. Dovetail slides, unlike miniature ball slides, are unlikely to be permanently damaged by temporary distortion, as the load is supported on a comparatively large area.

REVISIONS		DATE	APPROVED
REV.	DESCRIPTION		




GENERAL VIEW  
SCALE 3:1

PROPRIETARY AND CONFIDENTIAL  
COPYRIGHT ELIOT SCIENTIFIC LTD.  
THE INFORMATION CONTAINED IN THIS  
DRAWING IS THE SOLE PROPERTY OF  
ELIOT SCIENTIFIC LTD. REPRODUCTION  
IN PART OR AS A WHOLE WITHOUT WRITTEN  
PERMISSION IS PROHIBITED.

DIMENSIONS ARE IN mm  
GENERAL TOLERANCES: ± 0.1  
ANGULAR TOLERANCES: ±  
SURFACE FINISH:  
ALL BURRS, SHARP EDGES  
AND CORNERS TO BE  
REMOVED

AUTHOR		NAME	DATE
CHECKED		GW	11/05/2010
MATERIAL:		—	—
CU ALLOY, STAINLESS STEEL			
FINISH			
—			
DO NOT SCALE DRAWING			

			
TITLE			
3 AXIS DOVETAIL SLIDE			
SIZE	DWG. NO.		
A4	MDE269		
SCALE:1	THIRD ANGLE PROJECTION		SHEET 1 OF 1

## Manual Positioners: Ultra Small Linear Stages: Fibre Accessories

### MDE719 Fibre Rotator



**ELLIOT MARTOCK**

- Spindle rotates 360°
- Resolution 30 arc secs
- Holds fibre ferrules only
- Fine adjustment:  $\pm 5^\circ$  range
- Fits MDE265 Series Positioners
- Works with any ferrule up to 4.5 mm diameter

The MDE719 is a simple fibre rotator that integrates with MDE265 series positioners. It is designed to be used with fibre ferrules up to 4.5 mm in diameter (customer must specify actual ferrule size). It incorporates a spindle that rotates through 360°. Fine adjustment is  $\pm 5^\circ$  with a resolution of 30 arc secs.

A comprehensive range of fibre holders using vacuum, magnet or spring-loaded clamps is available. The user replaceable V-grooves enable the you to work with different fibre sizes economically. Remember, custom grooves are our speciality.

All accessories are compatible with the Elliot Gold™ series flexure stages. The optical axis height is 18 mm above the platform surface and on the centre line of the location slot. Where necessary a locating tongue forms part of the accessory. A standard clamp system is used and is supplied with the flexure stages and accessory platforms.

The clamp set (MDE154) is available separately if required.

#### Specifications

Ferrule Size	Up to 4.5 mm diameter. Customer specified
Rotation	360° coarse rotation $\pm 5^\circ$ fine adjustment
Resolution	30 arc secs
Mount Fits	MDE265 Series Positioners
Supplied with	mounting screws

#### Options


MDE265 series micropositioners  
Clamp set (MDE154)





## Manual Positioners: Ultra Small Linear Stages: Fibre Accessories

### MDE730 Fibre Holder (Magnetic)



- V-groove for 125  $\mu\text{m}$  fibre
- V-groove for 125  $\mu\text{m}$  fibre
- Fits MDE 265 Series Positioners
- Fibre retained by magnet (supplied)

**ELLIOT MARTOCK**

The MDE730 is a simple fibre holder utilising a magnetic clamp. The standard V-groove accepts 125  $\mu\text{m}$  fibre, although other sizes are available on request. The fibre holder fits the MDE265 series positioners.

A comprehensive range of fibre holders using vacuum, magnet or spring-loaded clamps is available. The user replaceable V-grooves enable the you to work with different fibre sizes economically. Remember, custom grooves are our speciality.

#### Specifications

Fibre size	125 $\mu\text{m}$ fibre
Fibre clamp	Magnetic
Optical axis	5.0 mm centre height
Mount Fits	MDE265 Series Positioners
Supplied with	mounting screws


#### Options

MDE265 series micropositioners



**Manual Positioners: Ultra Small Linear Stages: Adaptors**

**MDE857 MDE260 & MDE265 Post Adaptor**




- Mount slide horizontal on post
- Mount MDE260 and MDE265 series to any M4 stud post
- Use with Elliot/Martock MDE260 and MDE265 series Ultra Small Micropositioners



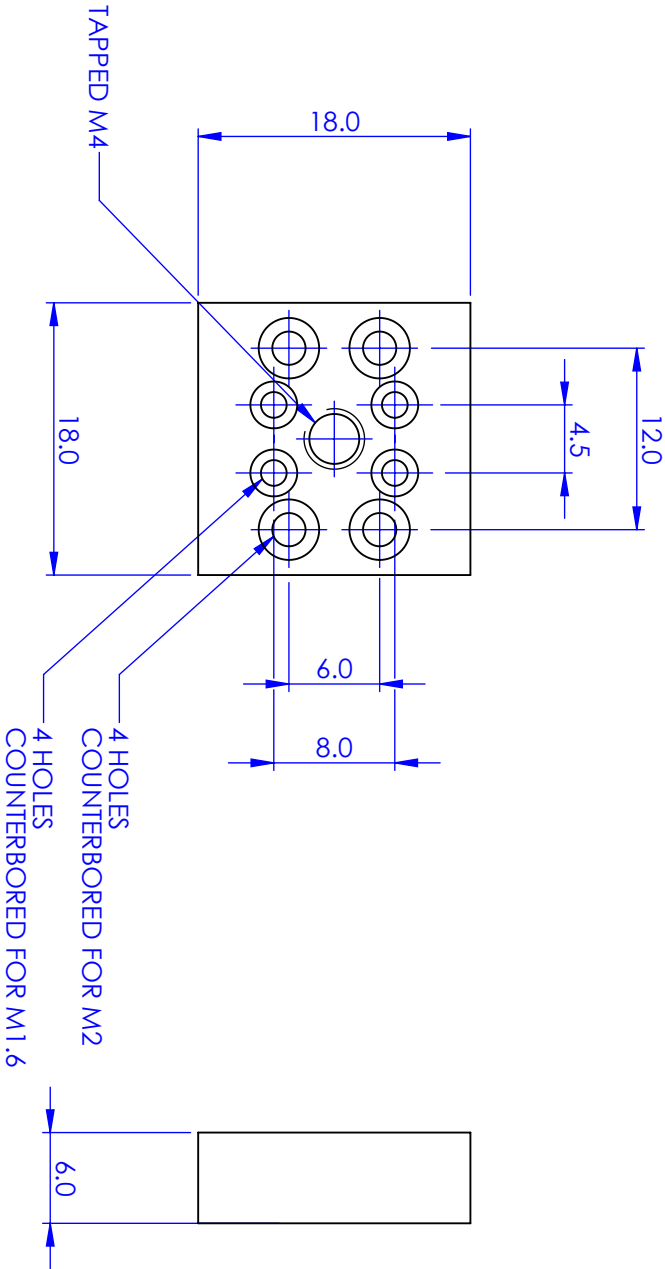
MDE857 adaptor fits MDE260 and MDE265 series slides.

Enables post mounting of MDE26x Series Stages

REVISIONS		DATE	APPROVED
REV.	DESCRIPTION		



GENERAL VIEW  
SCALE 2:1



<b>PROPRIETARY AND CONFIDENTIAL</b> COPYRIGHT ELIOT SCIENTIFIC LTD. THE INFORMATION CONTAINED IN THIS DRAWING IS THE SOLE PROPERTY OF ELIOT SCIENTIFIC LTD. REPRODUCTION IN PART OR AS A WHOLE WITHOUT WRITTEN PERMISSION IS PROHIBITED.		DIMENSIONS ARE IN mm GENERAL TOLERANCES: ± 0.1 ANGULAR TOLERANCES: ± SURFACE FINISH: ALL BURRS, SHARP EDGES AND CORNERS TO BE REMOVED	
MATERIAL ALUMINIUM ALLOY		TITLE HORIZONTAL POST MOUNT	
FINISH ANODISED CLEAR		SIZE A4	
DO NOT SCALE DRAWING		DWG. NO. MDE857	
AUTHOR GW		DATE 23/03/2010	
CHECKED -		SCALE2:1	
NAME -		THIRD ANGLE PROJECTION	
DATE -		SHEET 1 OF 1	

**Manual Positioners: Ultra Small Linear Stages: Adaptors**

**MDE858 MDE260 & MDE265 Post Adaptor for MDE857**



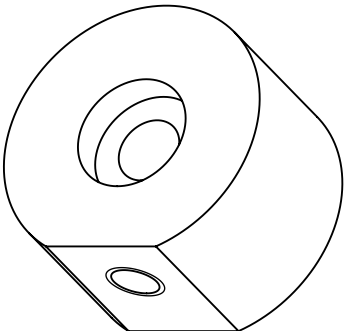
- Requires MDE857 adaptor
- Mount MDE260/MDE265 series micropositioners vertically or rotationally on an M4 stud



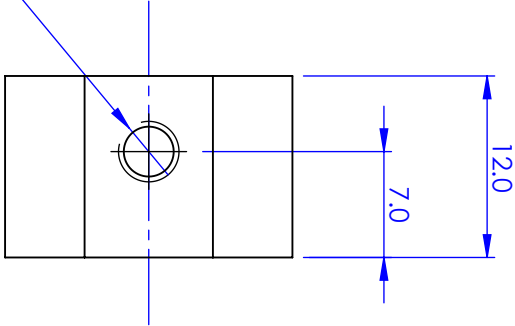
The MDE858 adaptor is used in conjunction with an MDE857 to allow vertical or rotational mounting of MDE260 and MDE265 series Ultra Small Micropositioners.

Enables sideways post mounting of MDE26x Series Stages in conjunction with MDE857 adaptor

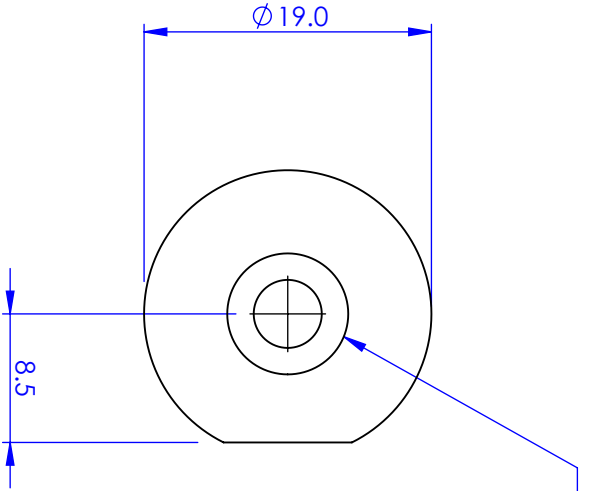
REVISIONS		DATE	APPROVED
REV.	DESCRIPTION		



GENERAL VIEW  
SCALE 2:1



TAPPED M4



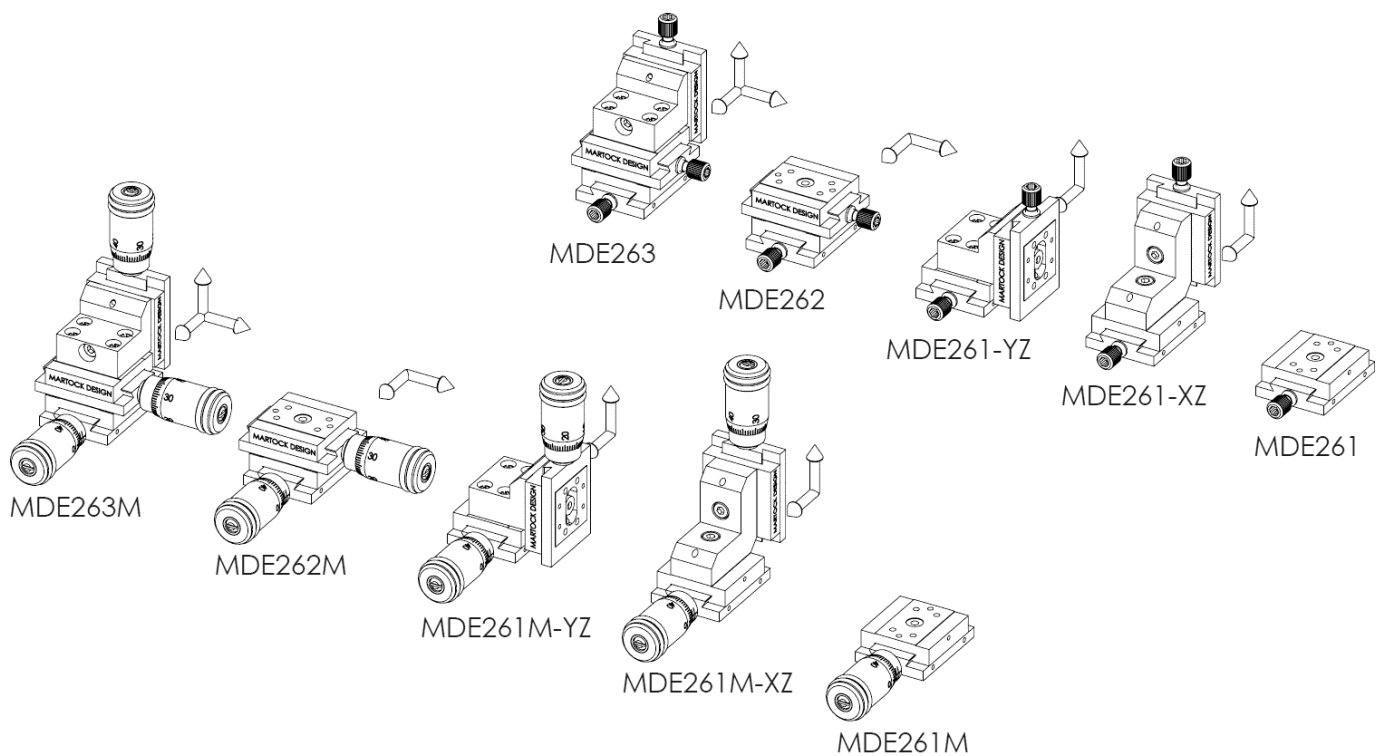
COUNTERBORED FOR M4

<b>PROPRIETARY AND CONFIDENTIAL</b> COPYRIGHT ELLIOT SCIENTIFIC LTD. THE INFORMATION CONTAINED IN THIS DRAWING IS THE SOLE PROPERTY OF ELLIOT SCIENTIFIC LTD. REPRODUCTION IN PART OR AS A WHOLE WITHOUT WRITTEN PERMISSION IS PROHIBITED.		DIMENSIONS ARE IN mm GENERAL TOLERANCES: ± 0.1 ANGULAR TOLERANCES: ± SURFACE FINISH: ALL BURRS, SHARP EDGES AND CORNERS TO BE REMOVED	
MATERIAL ALUMINIUM ALLOY		TITLE ADAPTER MOUNT	
FINISH ANODISED CLEAR		SIZE A4	
DO NOT SCALE DRAWING		DWG. NO. MDE858	



NAME	DATE
AUTHOR GW	23/03/2010
CHECKED	

# Very Small Linear Stages



**ELLIOT | MARTOCK**

2019





## Manual Positioners: Very Small Linear Stages: 5 mm Travel

### MDE261 Single Axis Very-Small Micropositioner



**ELLIOT MARTOCK**

- Wide range of configurations
- Very smooth backlash-free motion
- Based on the Small dovetail slide series

A very small, single axis micropositioner with simple adjustment for linear translation stage applications in physics experiments or optical systems.

#### Specifications

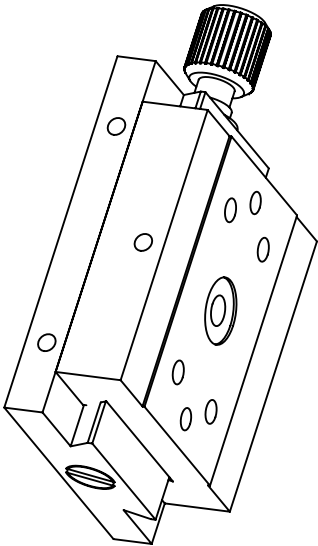
Travel	5 mm
Sensitivity	< 0.5 $\mu\text{m}$
Adjuster	0.25 pitch with knurled knob and 2.5 mm hex socket
Ball hex driver supplied	
Top plate	26 x 20 mm
Thickness	8 mm
Mounting holes	Four M2 x 2 mm deep on both sides

#### Options

Post mounting using MDE857 (and MDE858 if required)	Table-mounting option: MDE293
Fibre holder available: MDE72	Vacuum version
Tilting option: MDE270 and MDE273	
Rotation option: MDE283	

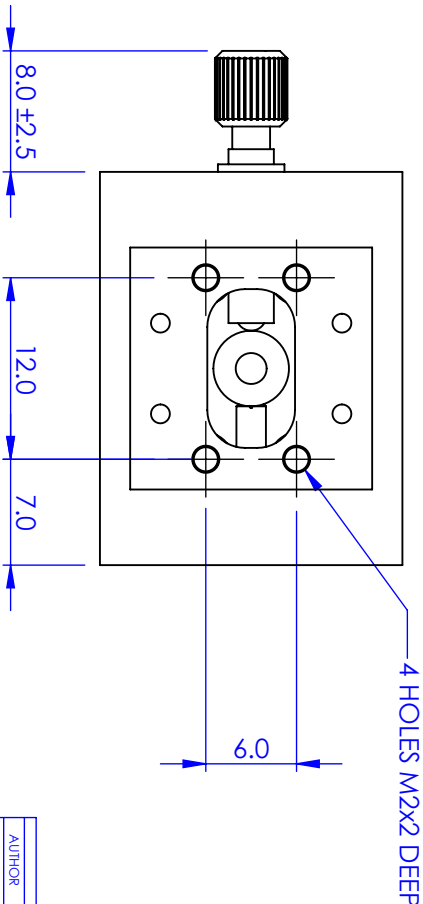
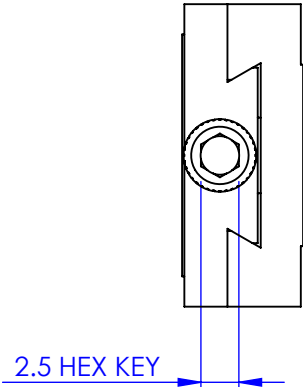
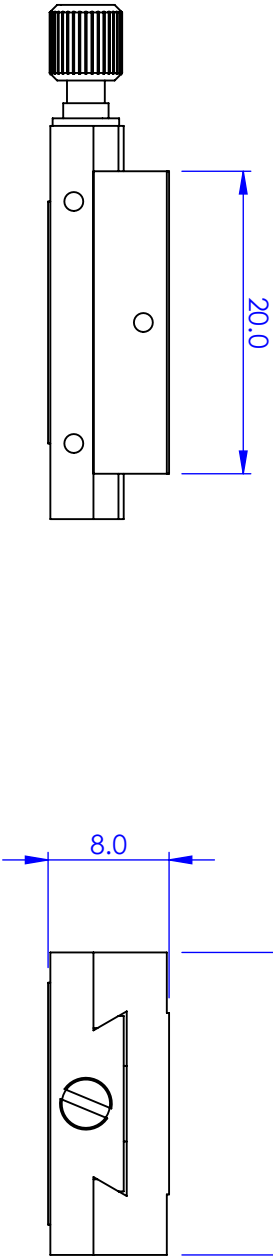
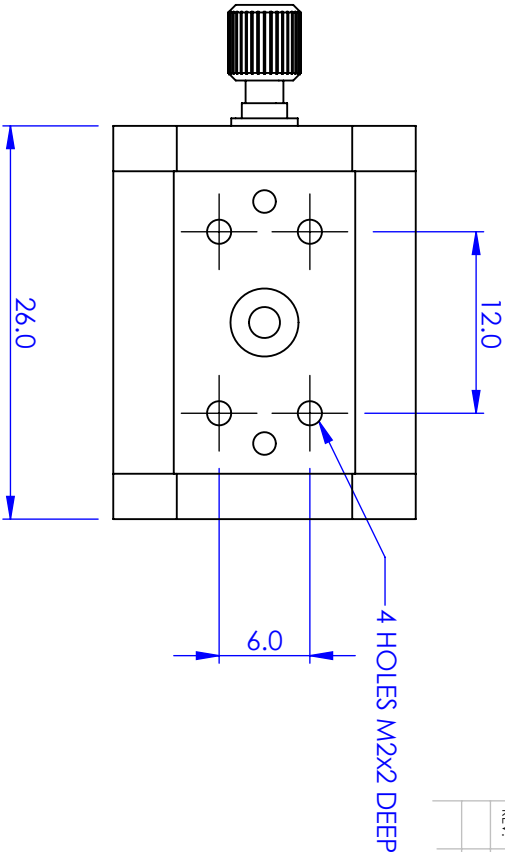
#### Notes

Surface mating with these micropositioners must be truly flat. Unflat surfaces or overtightened screws will cause the slide motion to be jerky and stiff due to distortion. Dovetail slides, unlike miniature ball slides, are unlikely to be permanently damaged by temporary distortion, as the load is supported on a comparatively large area.



GENERAL VIEW  
SCALE: 2:1

TRAVEL  $\pm 2.5\text{mm}$



REVISIONS		DATE	APPROVED
REV.	DESCRIPTION		


**PROPRIETARY AND CONFIDENTIAL**  
**COPYRIGHT ELIOT SCIENTIFIC LTD.**  
THE INFORMATION CONTAINED IN THIS  
DRAWING IS THE SOLE PROPERTY OF  
ELIOT SCIENTIFIC LTD. REPRODUCTION  
IN PART OR AS A WHOLE WITHOUT WRITTEN  
PERMISSION IS PROHIBITED.

DIMENSIONS ARE IN mm  
GENERAL TOLERANCES:  $\pm 0.1$   
ANGULAR TOLERANCES:  $\pm$   
SURFACE FINISH:  
ALL BURRS, SHARP EDGES  
AND CORNERS TO BE  
REMOVED

NAME	DATE
AUTHOR GW	11/05/2010
CHECKED -	-
MATERIAL STAINLESS STEEL, ALUM. ALLOY	
FINISH ---	
DO NOT SCALE DRAWING	
TITLE MDE261 LINEAR SLIDE	
SIZE A4	DWG. NO. MDE261
SCALE: 2:1	THIRD ANGLE PROJECTION
SHEET 1 OF 1	

## Manual Positioners: Very Small Linear Stages: 5 mm Travel

### MDE262 Dual Axis XY Very-Small Micropositioner



- Wide range of configurations
- Very smooth backlash-free motion
- Based on the Small dovetail slide series



A very small, dual axis micropositioner with simple adjustment for XY linear translation stage applications in physics experiments or optical systems.

#### Specifications

Travel	5 mm
Sensitivity	< 0.5 $\mu\text{m}$
Adjusters	0.25 pitch with knurled knob and 2.5 mm hex socket
Ball hex driver supplied	
Top plate	26 x 20 mm
Thickness	16 mm
Mounting holes	Four M2 x 2 mm deep on both sides

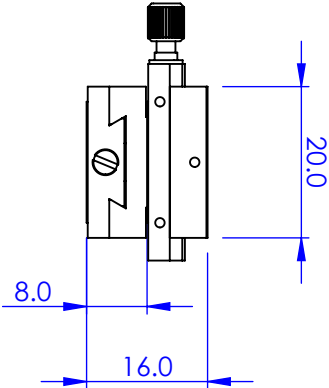
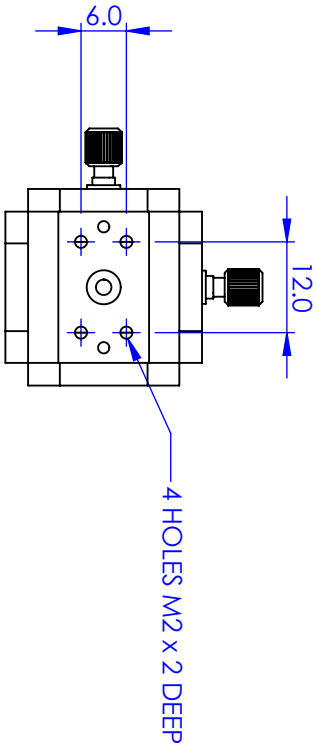
#### Variants

XZ and YZ versions  
Lockable travel  
Vacuum version

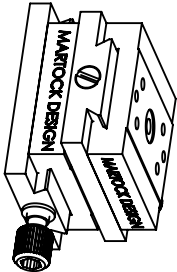
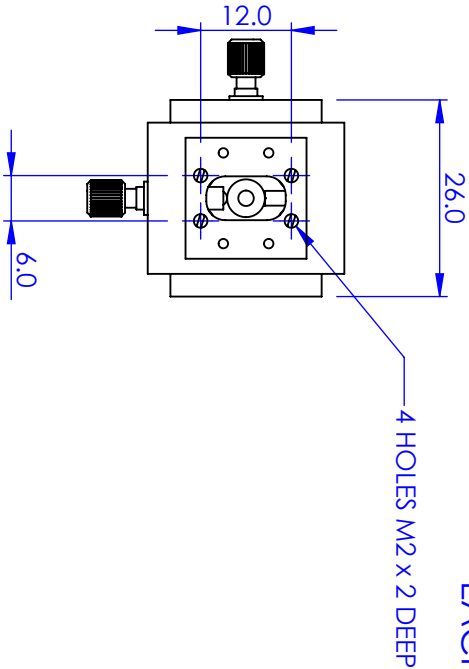
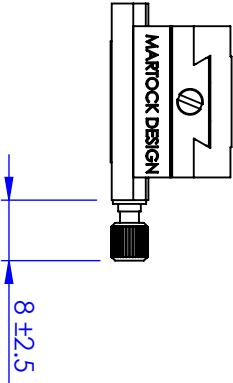
#### Notes

Surface mating with these micropositioners must be truly flat. Unflat surfaces or overtightened screws will cause the slide motion to be jerky and stiff due to distortion. Dovetail slides, unlike miniature ball slides, are unlikely to be permanently damaged by temporary distortion, as the load is supported on a comparatively large area.

REVISIONS			DATE	APPROVED
REV.	DESCRIPTION			



EACH AXIS HAS  $\pm 2.5\text{mm}$  OF TRAVEL



GENERAL VIEW  
SCALE: 1:1


<b>PROPRIETARY AND CONFIDENTIAL</b> <b>COPYRIGHT ELIOT SCIENTIFIC LTD.</b> THE INFORMATION CONTAINED IN THIS DRAWING IS THE SOLE PROPERTY OF ELIOT SCIENTIFIC LTD. REPRODUCTION IN PART OR AS A WHOLE WITHOUT WRITTEN PERMISSION IS PROHIBITED.		DIMENSIONS ARE IN mm GENERAL TOLERANCES: $\pm 0.1$ ANGULAR TOLERANCES: $\pm$ SURFACE FINISH: ALL BURRS, SHARP EDGES AND CORNERS TO BE REMOVED	
MATERIAL STAINLESS STEEL, ALUM. ALLOY		FINISH ---	
DO NOT SCALE DRAWING		SIZE <b>A4</b>	
SCALE: 1:1		DWG. NO. <b>MDE262</b>	
THIRD ANGLE PROJECTION		SHEET 1 OF 1	

**Eliot Scientific**

**2 AXIS DOVETAIL SLIDE**

## Manual Positioners: Very Small Linear Stages: 5 mm Travel

### MDE261-XZ Dual Axis XZ Very-Small Micropositioner



- Wide range of configurations
- Very smooth backlash-free motion
- Based on the Small dovetail slide series



A very small, dual axis micropositioner with simple adjustment for XZ linear translation stage applications in physics experiments or optical systems.

#### Specifications

Travel	5 mm
Sensitivity	< 0.5 $\mu\text{m}$
Adjusters	0.25 pitch with knurled knob and 2.5 mm hex socket
Ball hex driver supplied	
Top plate	26 x 20 mm
Mounting holes	Four M2 x 2 mm deep on both sides

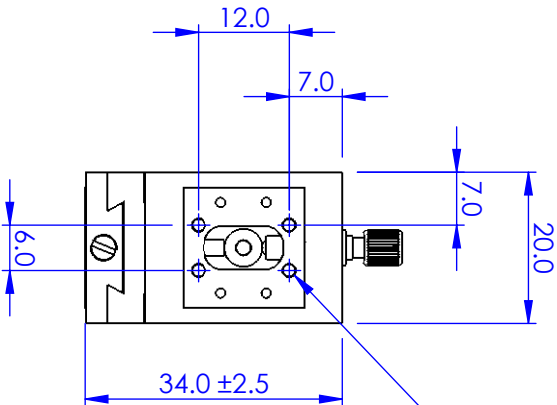
#### Variants

XY and XZ versions  
Lockable travel  
Vacuum version

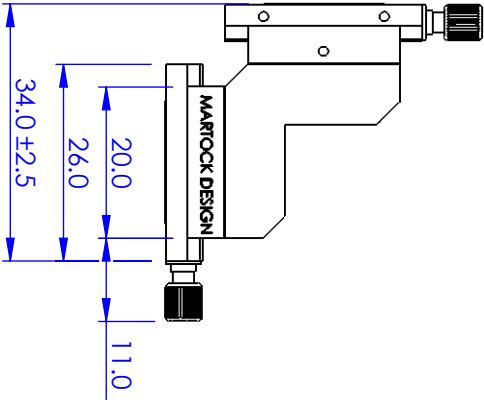
#### Notes

Surface mating with these micropositioners must be truly flat. Unflat surfaces or overtightened screws will cause the slide motion to be jerky and stiff due to distortion. Dovetail slides, unlike miniature ball slides, are unlikely to be permanently damaged by temporary distortion, as the load is supported on a comparatively large area.

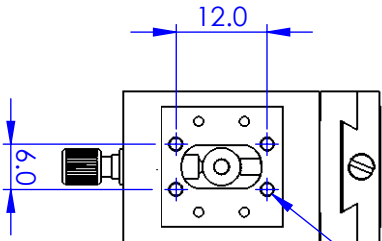
REVISIONS		DATE	APPROVED
REV.	DESCRIPTION		



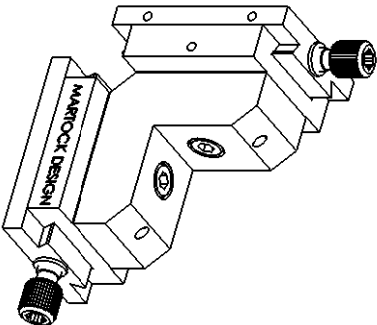
4 HOLES TAPPED M2 X 2 DEEP



EACH AXIS HAS ±2.5mm OF TRAVEL



4 HOLES TAPPED M2 X 2 DEEP



GENERAL VIEW  
SCALE: 1:1

<b>PROPRIETARY AND CONFIDENTIAL</b> <b>COPYRIGHT ELIOT SCIENTIFIC LTD.</b> THE INFORMATION CONTAINED IN THIS DRAWING IS THE SOLE PROPERTY OF ELIOT SCIENTIFIC LTD. REPRODUCTION IN PART OR AS A WHOLE WITHOUT WRITTEN PERMISSION IS PROHIBITED.		DIMENSIONS ARE IN mm GENERAL TOLERANCES: ± 0.1 ANGULAR TOLERANCES: ± SURFACE FINISH: ALL BURRS, SHARP EDGES AND CORNERS TO BE REMOVED	
MATERIAL STAINLESS STEEL, ALUM. ALLOY		FINISH ---	
DO NOT SCALE DRAWING		TITLE XZ DOVETAIL SLIDE	
SIZE A4		DWG. NO. MDE261-XZ	
SCALE: 1:1		THIRD ANGLE PROJECTION	
SHEET 1 OF 1			

## Manual Positioners: Very Small Linear Stages: 5 mm Travel

### MDE261-YZ Dual Axis YZ Very-Small Micropositioner



- Wide range of configurations
- Very smooth backlash-free motion
- Based on the Small dovetail slide series



A very small, dual axis micropositioner with simple adjustment for YZ linear translation stage applications in physics experiments or optical systems.

#### Specifications

Travel	5 mm
Sensitivity	< 0.5 $\mu\text{m}$
Adjusters	0.25 pitch with knurled knob and 2.5 mm hex socket
Ball hex driver supplied	
Top plate	26 x 20 mm
Mounting holes	Four M2 x 2 mm deep on both sides

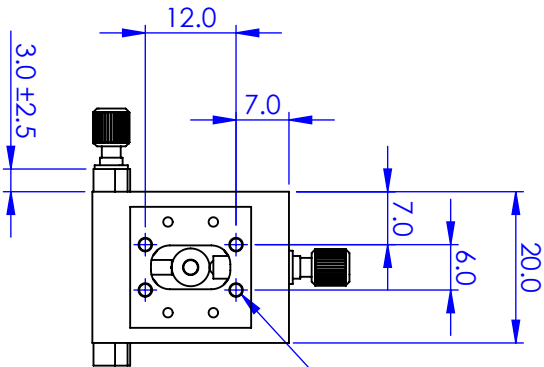
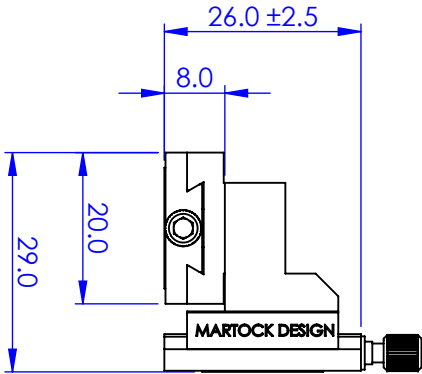
#### Variants

XY and XZ versions  
Lockable travel  
Vacuum version

#### Notes

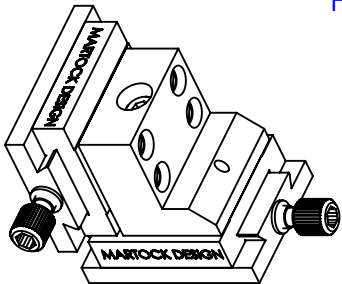
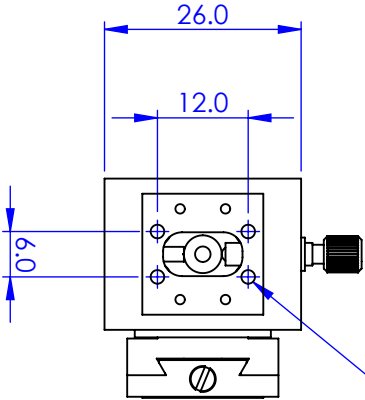
Surface mating with these micropositioners must be truly flat. Unflat surfaces or overtightened screws will cause the slide motion to be jerky and stiff due to distortion. Dovetail slides, unlike miniature ball slides, are unlikely to be permanently damaged by temporary distortion, as the load is supported on a comparatively large area.

REVISIONS			DATE	APPROVED
REV.	DESCRIPTION			




EACH AXIS HAS ±2.5mm OF TRAVEL

4 HOLES TAPPED M2 X 2 DEEP



GENERAL VIEW  
SCALE 1:1

<b>PROPRIETARY AND CONFIDENTIAL</b> <b>COPYRIGHT ELIOT SCIENTIFIC LTD.</b> THE INFORMATION CONTAINED IN THIS DRAWING IS THE SOLE PROPERTY OF ELIOT SCIENTIFIC LTD. REPRODUCTION IN PART OR AS A WHOLE WITHOUT WRITTEN PERMISSION IS PROHIBITED.		DIMENSIONS ARE IN mm GENERAL TOLERANCES: ± 0.1 ANGULAR TOLERANCES: ± SURFACE FINISH: ALL BURRS, SHARP EDGES AND CORNERS TO BE REMOVED	
MATERIAL STAINLESS STEEL, ALUM. ALLOY		FINISH ---	
AUTHOR	NAME	DATE	
CHECKED	GW	12/05/2010	
DO NOT SCALE DRAWING			
<div></div>			
TITLE Y-Z SLIDE ASSEMBLY			
SIZE A4		DWG. NO. MD261-YZ	
SCALE: 1:1	THIRD ANGLE PROJECTION	SHEET 1 OF 1	

**Eliot Scientific**



## Manual Positioners: Very Small Linear Stages: 5 mm Travel

### MDE263 Three Axis XYZ Very-Small Micropositioner



- Wide range of configurations
- Very smooth backlash-free motion
- Based on the Small dovetail slide series

A very small, three-axis XYZ micropositioner with simple adjustment for XYZ linear translation stage applications in physics experiments or optical systems.

#### Specifications

Travel	5 mm
Sensitivity	< 0.5 $\mu\text{m}$
Adjusters	0.25 pitch with knurled knob and 2.5 mm hex socket
Ball hex driver supplied	
Top plate	26 x 20 mm
Mounting holes	Four M2 x 2 mm deep on both sides

#### Options

Post mounting using MDE857 (and MDE858 if required)	Table-mounting option: MDE293
Fibre holder available: MDE72	Vacuum version
Tilting option: MDE270 and MDE273	
Rotation option: MDE283	

#### Notes

Surface mating with these micropositioners must be truly flat. Unflat surfaces or overtightened screws will cause the slide motion to be jerky and stiff due to distortion. Dovetail slides, unlike miniature ball slides, are unlikely to be permanently damaged by temporary distortion, as the load is supported on a comparatively large area.



## Manual Positioners: Very Small Linear Stages: 5 mm Travel

### MDE261M Single Axis Very-Small Micropositioner with Micrometer



**ELLIOT MARTOCK**

- Wide range of configurations
- Very smooth backlash-free motion
- Micrometer adjuster
- Based on the Small dovetail slide series

A very small, single axis micropositioner with micrometer adjustment for precision linear translation stage applications in physics experiments or optical systems.

#### Specifications

Travel	5 mm
Sensitivity	< 0.5 $\mu\text{m}$
Adjuster	Micrometer reading to 0.01 mm
Top plate	26 x 20 mm
Thickness	8 mm
Mounting holes	Four M2 x 2 mm deep on both sides

#### Options

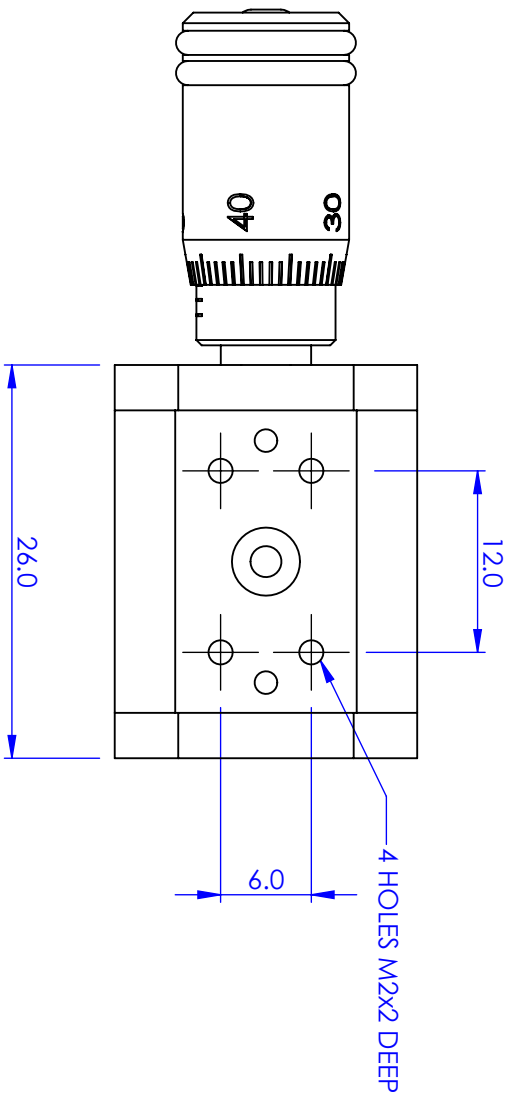
Post mounting using MDE857 (and MDE858 if required)  
 Fibre holder available: MDE72  
 Tilting option: MDE270 and MDE273  
 Rotation option: MDE283

Table-mounting option: MDE293  
 Vacuum version

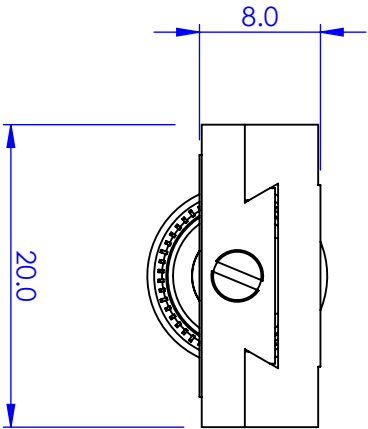
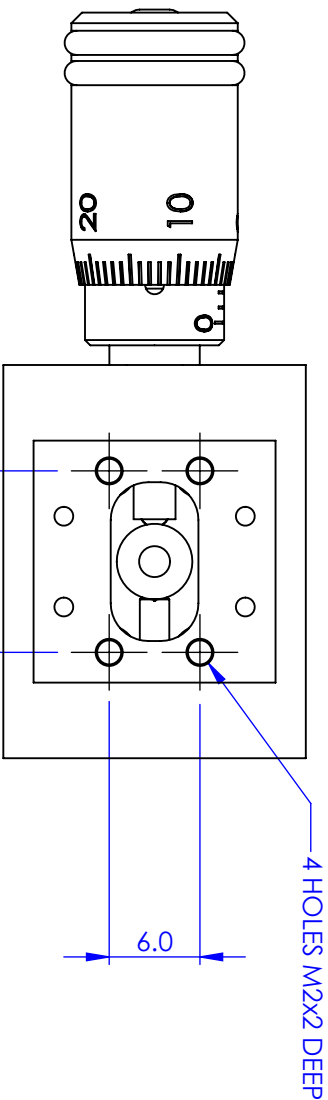
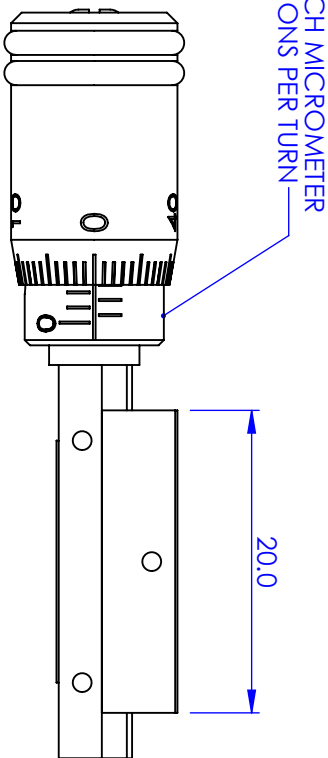
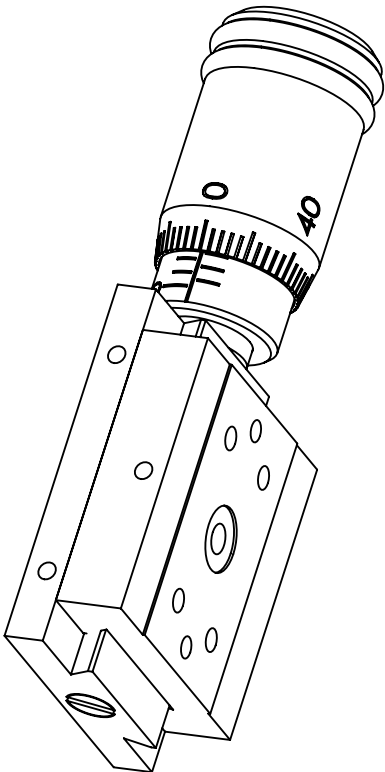
#### Notes

Surface mating with these micropositioners must be truly flat. Unflat surfaces or overtightened screws will cause the slide motion to be jerky and stiff due to distortion. Dovetail slides, unlike miniature ball slides, are unlikely to be permanently damaged by temporary distortion, as the load is supported on a comparatively large area.

REVISIONS			DATE	APPROVED
REV.	DESCRIPTION			



GENERAL VIEW  
SCALE: 2:1



PROPRIETARY AND CONFIDENTIAL  
COPYRIGHT ELLIOT SCIENTIFIC LTD.  
THE INFORMATION CONTAINED IN THIS  
DRAWING IS THE SOLE PROPERTY OF  
ELLIOT SCIENTIFIC LTD. REPRODUCTION  
IN PART OR AS A WHOLE WITHOUT WRITTEN  
PERMISSION IS PROHIBITED.


DIMENSIONS ARE IN mm  
GENERAL TOLERANCES:  $\pm 0.1$   
ANGULAR TOLERANCES:  $\pm$   
SURFACE FINISH:  
ALL BURRS, SHARP EDGES  
AND CORNERS TO BE  
REMOVED

AUTHOR	NAME	DATE
CHECKED	GW	26/05/2010
MATERIAL STAINLESS STEEL, ALUM. ALLOY		
FINISH ---		
DO NOT SCALE DRAWING		
TITLE DOVETAIL SLIDE		
SIZE A4	DWG. NO. MDE261M	SCALE: 2:1
THIRD ANGLE PROJECTION		SHEET 1 OF 1

**Elliott Scientific**

## Manual Positioners: Very Small Linear Stages: 5 mm Travel

### MDE262M Dual Axis XY Very-Small Micropositioner with Micrometers



- Wide range of configurations
- Very smooth backlash-free motion
- Micrometer adjusters
- Based on the Small dovetail slide series



A very small, dual axis micropositioner with micrometer adjustment for precision XY linear translation stage applications in physics experiments or optical systems.

#### Specifications

Travel	5 mm
Sensitivity	< 0.5 $\mu\text{m}$
Adjusters	Micrometer reading to 0.01 mm
Top plate	26 x 20 mm
Thickness	16 mm
Mounting holes	Four M2 x 2 mm deep on both sides

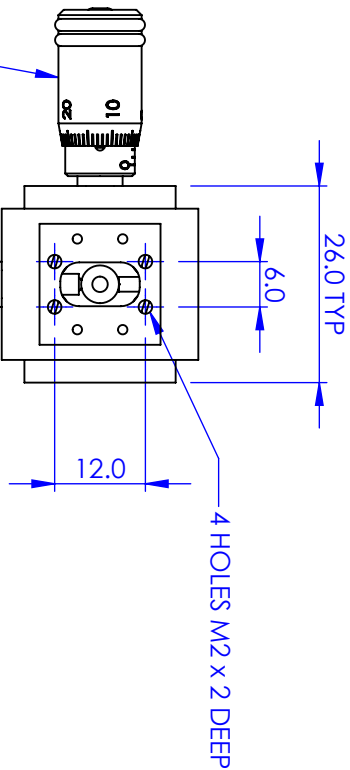
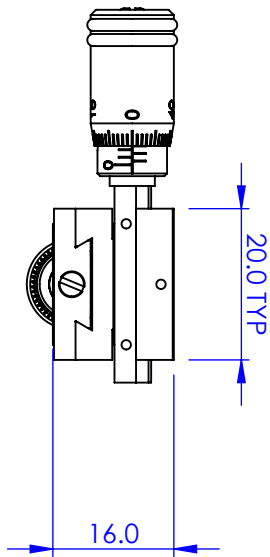
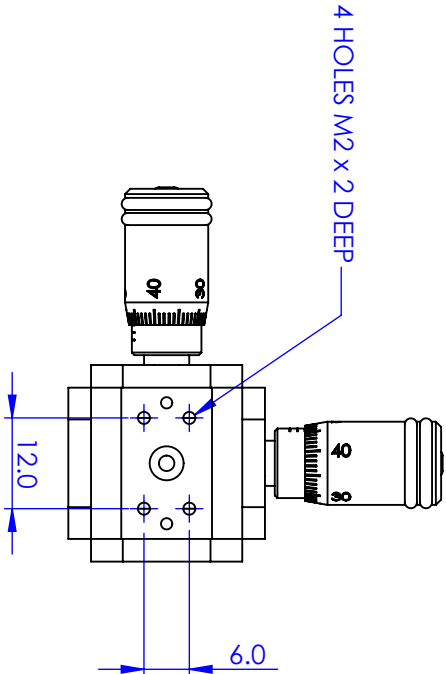
#### Variants

XZ and YZ versions  
Lockable travel  
Vacuum version

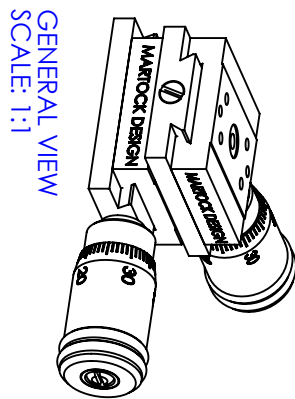
#### Notes

Surface mating with these micropositioners must be truly flat. Unflat surfaces or overtightened screws will cause the slide motion to be jerky and stiff due to distortion. Dovetail slides, unlike miniature ball slides, are unlikely to be permanently damaged by temporary distortion, as the load is supported on a comparatively large area.

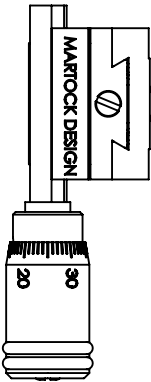
REVISIONS			DATE	APPROVED
REV.	DESCRIPTION			



0.5mm PITCH MICROMETERS  
50 DIVISIONS PER TURN



GENERAL VIEW  
SCALE: 1:1



EACH AXIS HAS  $\pm 2.5$ mm OF TRAVEL

**PROPRIETARY AND CONFIDENTIAL**  
**COPYRIGHT ELIOT SCIENTIFIC LTD.**  
THE INFORMATION CONTAINED IN THIS  
DRAWING IS THE SOLE PROPERTY OF  
ELIOT SCIENTIFIC LTD. REPRODUCTION  
IN PART OR AS A WHOLE WITHOUT WRITTEN  
PERMISSION IS PROHIBITED.

DIMENSIONS ARE IN mm  
GENERAL TOLERANCES:  $\pm 0.1$   
ANGULAR TOLERANCES:  $\pm$   
SURFACE FINISH:  
ALL BURRS, SHARP EDGES  
AND CORNERS TO BE  
REMOVED

AUTHOR		NAME		DATE	
CHECKED		GW		14/02/2007	
MATERIAL		STAINLESS STEEL, ALUM. ALLOY			
FINISH		---			
DO NOT SCALE		DRAWING		TITLE	
SIZE		DWG. NO.		2 AXIS DOVETAIL SLIDE	
A4		MDE262M		Eliot Scientific	
SCALE: 1:1		THIRD ANGLE PROJECTION		SHEET 1 OF 1	

## Manual Positioners: Very Small Linear Stages: 5 mm Travel

### MDE261M-XZ Dual Axis XZ Very-Small Micropositioner with Micrometers



- Wide range of configurations
- Very smooth backlash-free motion
- Micrometer adjusters
- Based on the Small dovetail slide series

**ELLIOT MARTOCK**

A very small, dual axis micropositioner with micrometer adjustment for precision XZ linear translation stage applications in physics experiments or optical systems.

#### Specifications

Travel	5 mm
Sensitivity	< 0.5 $\mu\text{m}$
Adjusters	Micrometer reading to 0.01 mm
Top plate	26 x 20 mm
Mounting holes	Four M2 x 2 mm deep on both sides

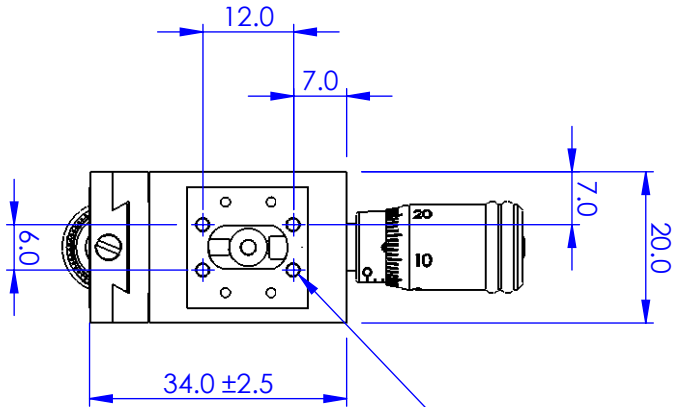
#### Variants

XY and XZ versions  
Lockable travel  
Vacuum version

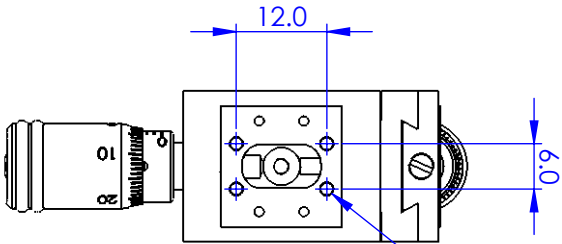
#### Notes

Surface mating with these micropositioners must be truly flat. Unflat surfaces or overtightened screws will cause the slide motion to be jerky and stiff due to distortion. Dovetail slides, unlike miniature ball slides, are unlikely to be permanently damaged by temporary distortion, as the load is supported on a comparatively large area.

REVISIONS			DATE	APPROVED
REV.	DESCRIPTION			

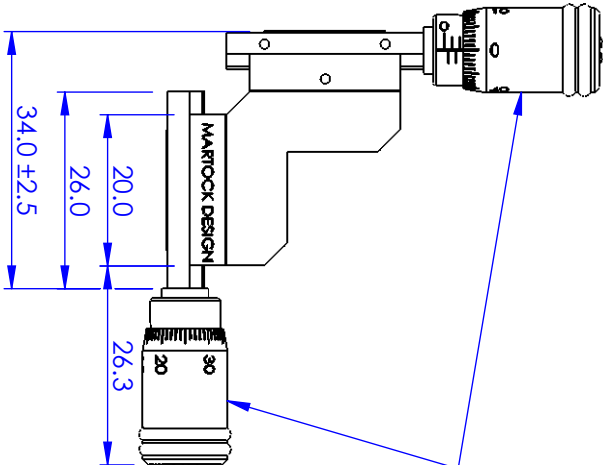


4 HOLES TAPPED M2 X 2 DEEP



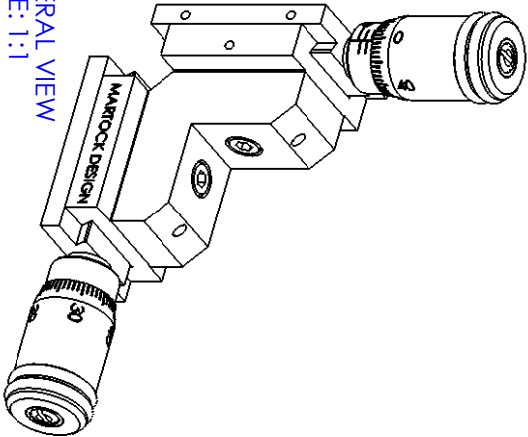
4 HOLES TAPPED M2 X 2 DEEP

EACH AXIS HAS ±2.5mm OF TRAVEL



0.5mm PITCH MICROMETERS  
50 DIVISIONS PER TURN

GENERAL VIEW  
SCALE: 1:1



**PROPRIETARY AND CONFIDENTIAL**  
**COPYRIGHT ELIOT SCIENTIFIC LTD.**  
THE INFORMATION CONTAINED IN THIS  
DRAWING IS THE SOLE PROPERTY OF  
ELIOT SCIENTIFIC LTD. REPRODUCTION  
IN PART OR AS A WHOLE WITHOUT WRITTEN  
PERMISSION IS PROHIBITED.


DIMENSIONS ARE IN mm  
GENERAL TOLERANCES: ± 0.1  
ANGULAR TOLERANCES: ±  
SURFACE FINISH:  
ALL BURRS, SHARP EDGES  
AND CORNERS TO BE  
REMOVED

AUTHOR		NAME		DATE	
CHECKED		GW		11/05/2010	
MATERIAL		FINISH		TITLE	
STAINLESS STEEL, ALUM. ALLOY		---		XZ DOVETAIL SLIDE	
DO NOT SCALE DRAWING		SCALE: 1:1		THIRD ANGLE PROJECTION	
SHEET 1 OF 1		DWG. NO.		MDE261M-XZ	
SIZE		A4		MDE261M-XZ	



## Manual Positioners: Very Small Linear Stages: 5 mm Travel

### MDE261M-YZ Dual Axis YZ Very-Small Micropositioner with Micrometers



- Wide range of configurations
- Very smooth backlash-free motion
- Micrometer adjusters
- Based on the Small dovetail slide series



A very small, dual axis micropositioner with micrometer adjustment for precision YZ linear translation stage applications in physics experiments or optical systems.

#### Specifications

Travel	5 mm
Sensitivity	< 0.5 $\mu\text{m}$
Adjusters	Micrometer reading to 0.01 mm
Top plate	26 x 20 mm
Mounting holes	Four M2 x 2 mm deep on both sides

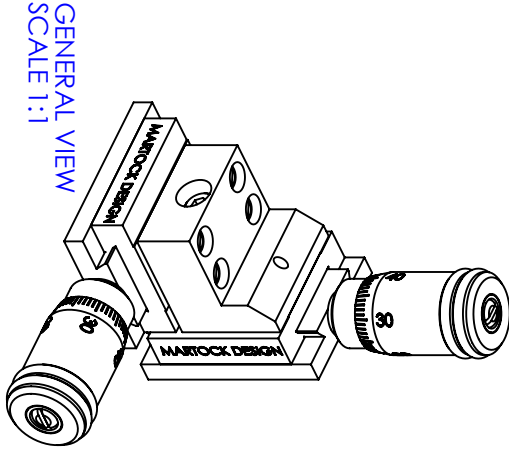
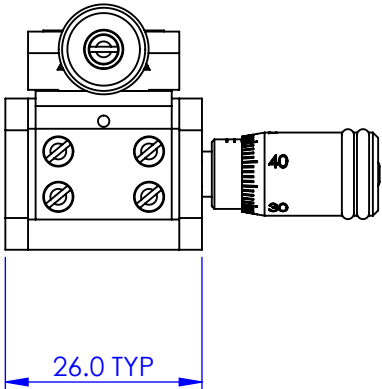
#### Variants

XY and XZ versions  
Lockable travel  
Vacuum version

#### Notes

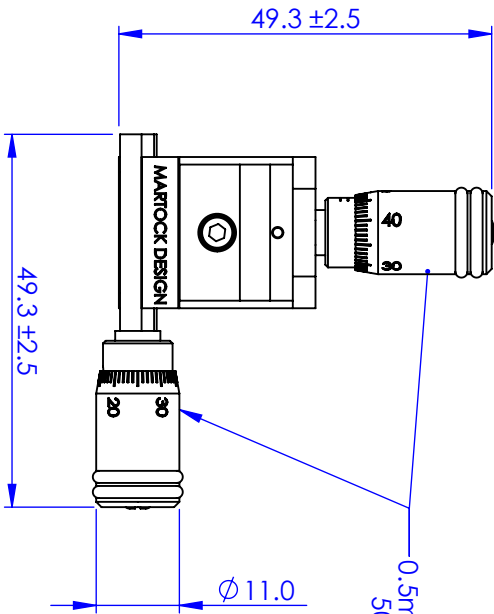
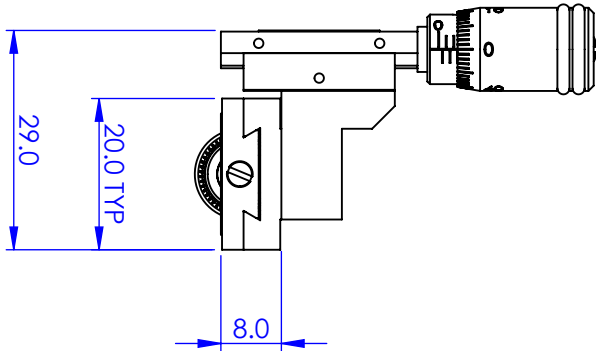
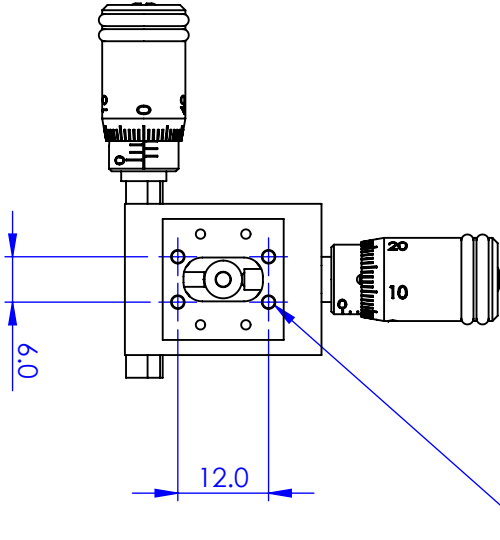
Surface mating with these micropositioners must be truly flat. Unflat surfaces or overtightened screws will cause the slide motion to be jerky and stiff due to distortion. Dovetail slides, unlike miniature ball slides, are unlikely to be permanently damaged by temporary distortion, as the load is supported on a comparatively large area.

REVISIONS			DATE	APPROVED
REV.	DESCRIPTION			



GENERAL VIEW  
SCALE 1:1

4 HOLES TAPPED M2 X 2 DEEP



0.5mm PITCH MICROMETERS  
50 DIVISIONS PER TURN


PROPRIETARY AND CONFIDENTIAL  
COPYRIGHT ELIOT SCIENTIFIC LTD.  
THE INFORMATION CONTAINED IN THIS  
DRAWING IS THE SOLE PROPERTY OF  
ELIOT SCIENTIFIC LTD. REPRODUCTION  
IN PART OR AS A WHOLE WITHOUT WRITTEN  
PERMISSION IS PROHIBITED.

DIMENSIONS ARE IN mm  
GENERAL TOLERANCES: ± 0.1  
ANGULAR TOLERANCES: ±  
SURFACE FINISH:  
ALL BURRS, SHARP EDGES  
AND CORNERS TO BE  
REMOVED

NAME		DATE	
AUTHOR	GW	09/06/2006	
CHECKED	-	-	
MATERIAL STAINLESS STEEL, ALUM. ALLOY			
FINISH ---			
DO NOT SCALE DRAWING			
TITLE		DWG. NO.	
Y-Z SLIDE ASSY WITH MICROMETERS		MDE261M-YZ	
SIZE A4		THIRD ANGLE PROJECTION	
SCALE 1:1		SHEET 1 OF 1	

## Manual Positioners: Very Small Linear Stages: 5 mm Travel

### MDE263M Three Axis XYZ Very-Small Micropositioner with Micrometers



**ELLIOT MARTOCK**

- Wide range of configurations
- Very smooth backlash-free motion
- Micrometer adjusters
- Based on the Small dovetail slide series

A very small, three-axis XYZ micropositioner with micrometer adjustment for precision XYZ linear translation stage applications in physics experiments or optical systems.

#### Specifications

Travel	5 mm
Sensitivity	< 0.5 $\mu\text{m}$
Adjusters	Micrometer reading to 0.01 mm
Top plate	26 x 20 mm
Mounting holes	Four M2 x 2 mm deep on both sides

#### Options

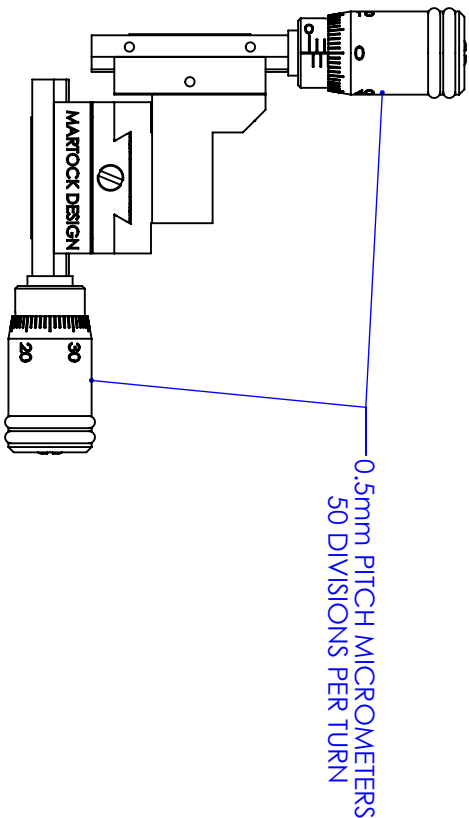
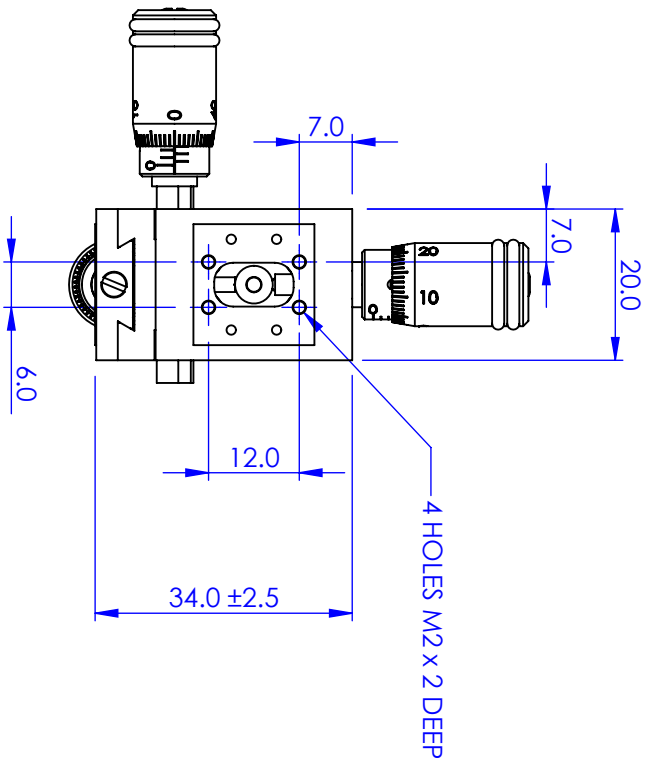
Post mounting using MDE857 (and MDE858 if required)  
 Fibre holder available: MDE72  
 Tilting option: MDE270 and MDE273  
 Rotation option: MDE283

Table-mounting option: MDE293  
 Vacuum version

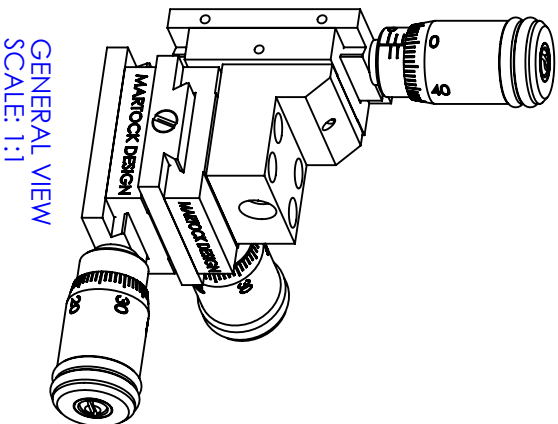
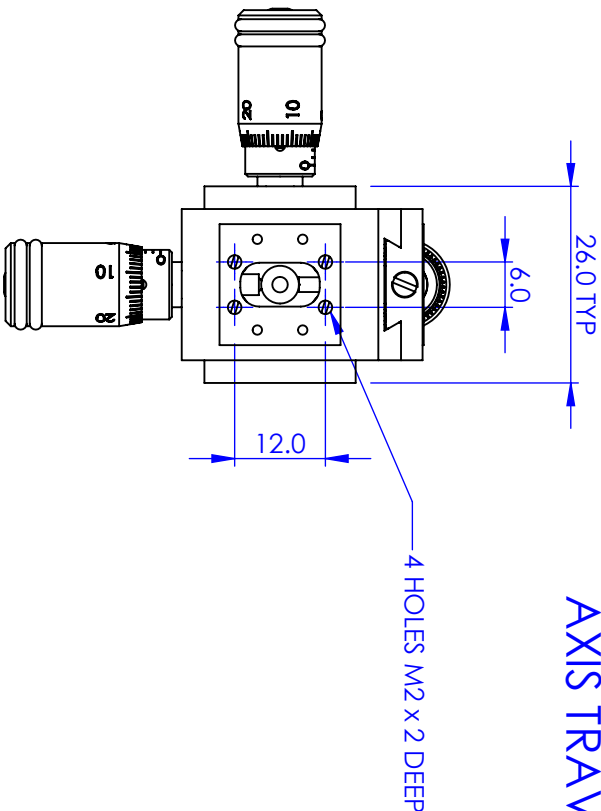
#### Notes

Surface mating with these micropositioners must be truly flat. Unflat surfaces or overtightened screws will cause the slide motion to be jerky and stiff due to distortion. Dovetail slides, unlike miniature ball slides, are unlikely to be permanently damaged by temporary distortion, as the load is supported on a comparatively large area.

REVISIONS		DATE	APPROVED
REV.	DESCRIPTION		



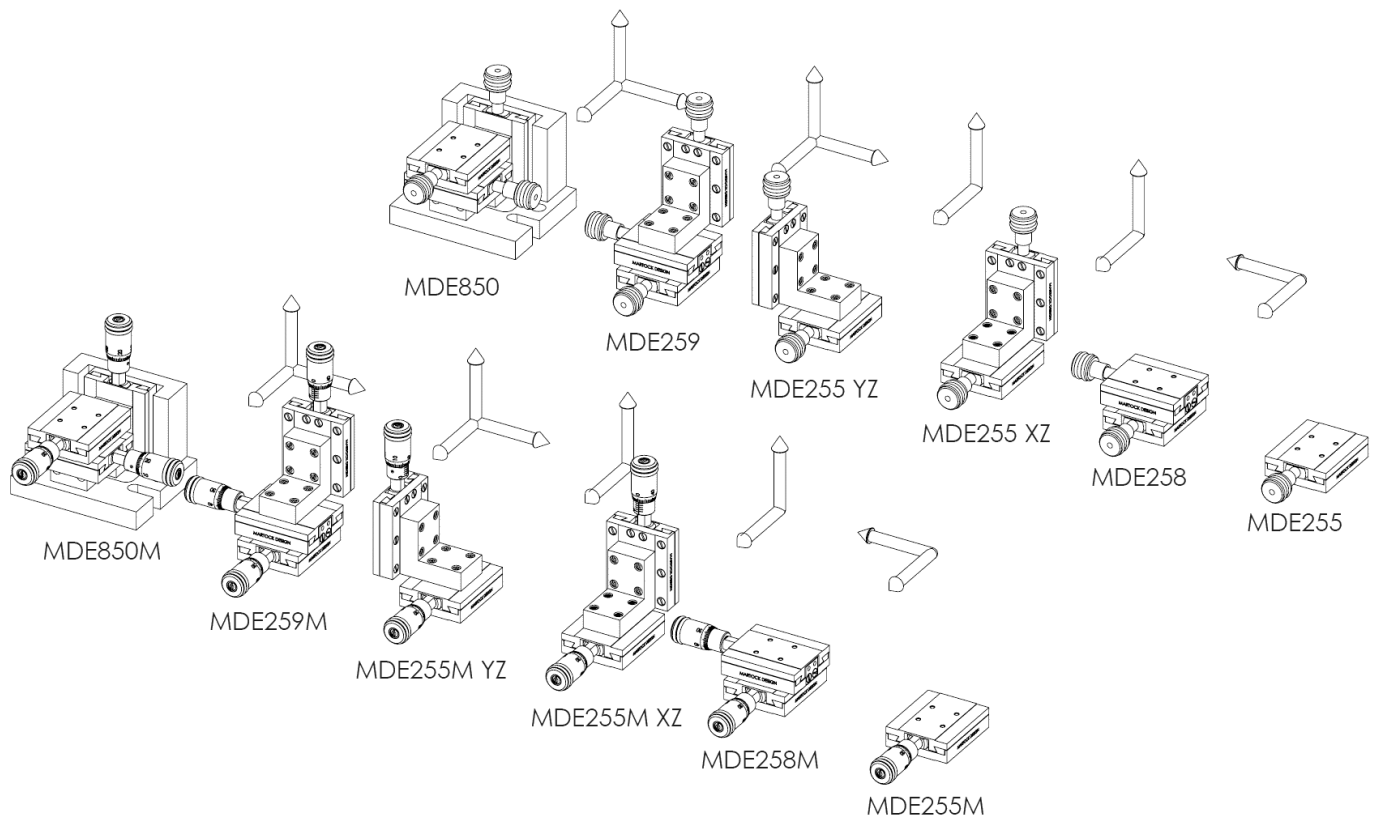
AXIS TRAVEL ±2.5mm



GENERAL VIEW  
SCALE: 1:1

<b>PROPRIETARY AND CONFIDENTIAL</b> <b>COPYRIGHT ELIOT SCIENTIFIC LTD.</b> THE INFORMATION CONTAINED IN THIS DRAWING IS THE SOLE PROPERTY OF ELIOT SCIENTIFIC LTD. REPRODUCTION IN PART OR AS A WHOLE WITHOUT WRITTEN PERMISSION IS PROHIBITED.				DIMENSIONS ARE IN mm GENERAL TOLERANCES: ± 0.1 ANGULAR TOLERANCES: ± SURFACE FINISH: ALL BURRS, SHARP EDGES AND CORNERS TO BE REMOVED			
AUTHOR		NAME	DATE	MATERIAL		FINISH	
CHECKED		GW	25/01/2007	STAINLESS STEEL, ALUM. ALLOY		---	
DO NOT SCALE DRAWING				TITLE		SIZE	
				MDE263 WITH MICROMETERS		A4	
				DWG. NO.		MDE263M	
				SCALE: 1:1		THIRD ANGLE PROJECTION	
						SHEET 1 OF 1	

# Small Linear Stages



**ELLIOT | MARTOCK**

2019



**Manual Positioners: Small Linear Stages: 10 mm Travel**

**MDE255 Single Axis Small Micropositioner**



- Stainless steel body
- Small dovetail slides
- Wide range of configurations
- Very smooth backlash-free motion
- Slide surfaces precision lapped in matched pairs



The MDE255 is a small, single axis micropositioner with simple adjustment for linear translation stage applications in physics experiments or optical systems.

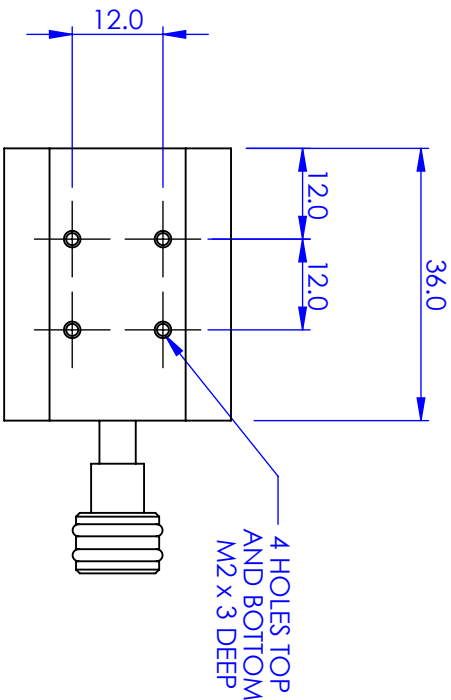
**Specifications**

Travel	10 mm
Sensitivity	< 0.5 $\mu\text{m}$
Adjuster	0.25 pitch

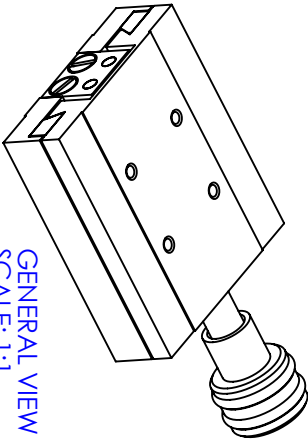
**Variants**

Lockable travel  
Vacuum version

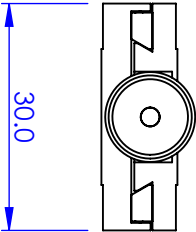
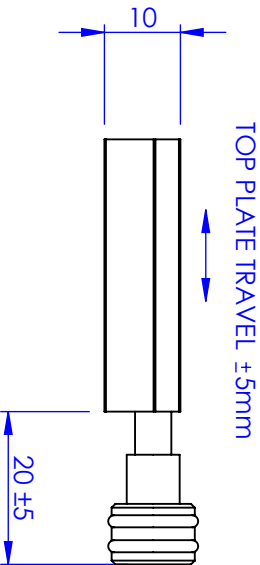
REVISIONS		DATE	APPROVED
REV.	DESCRIPTION		



4 HOLES TOP  
AND BOTTOM  
M2 x 3 DEEP



GENERAL VIEW  
SCALE: 1:1



PROPRIETARY AND CONFIDENTIAL  
COPYRIGHT ELIOT SCIENTIFIC LTD.  
THE INFORMATION CONTAINED IN THIS  
DRAWING IS THE SOLE PROPERTY OF  
ELIOT SCIENTIFIC LTD. REPRODUCTION  
IN PART OR AS A WHOLE WITHOUT WRITTEN  
PERMISSION IS PROHIBITED.

DIMENSIONS ARE IN mm  
GENERAL TOLERANCES: ± 0.1  
ANGULAR TOLERANCES: ±  
SURFACE FINISH:  
ALL BURRS, SHARP EDGES  
AND CORNERS TO BE  
REMOVED

AUTHOR		NAME	DATE
CHECKED		GW	27/05/2008
MATERIAL STAINLESS STEEL, BRASS, ALUM, ALLOY			
FINISH			
DO NOT SCALE DRAWING			
TITLE			
MDE255 LINEAR SLIDE			
SIZE		DWG. NO.	
A4		MDE255	
SCALE: 1:1		THIRD ANGLE PROJECTION	
SHEET 1 OF 1			


**Eliot Scientific**

TITLE  
MDE255 LINEAR SLIDE



**Manual Positioners: Small Linear Stages: 10 mm Travel**

**MDE258 Dual Axis XY Small Micropositioner**



- Stainless steel body
- Small dovetail slides
- Wide range of configurations
- Very smooth backlash-free motion
- Slide surfaces precision lapped in matched pairs



The MDE258 is a small, dual axis micropositioner with simple adjustment for XY linear translation stage applications in physics experiments or optical systems.

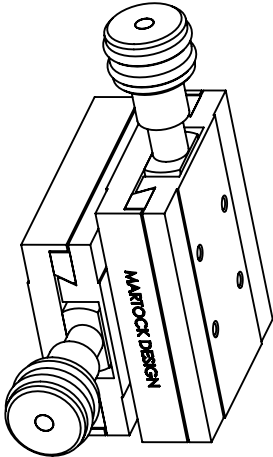
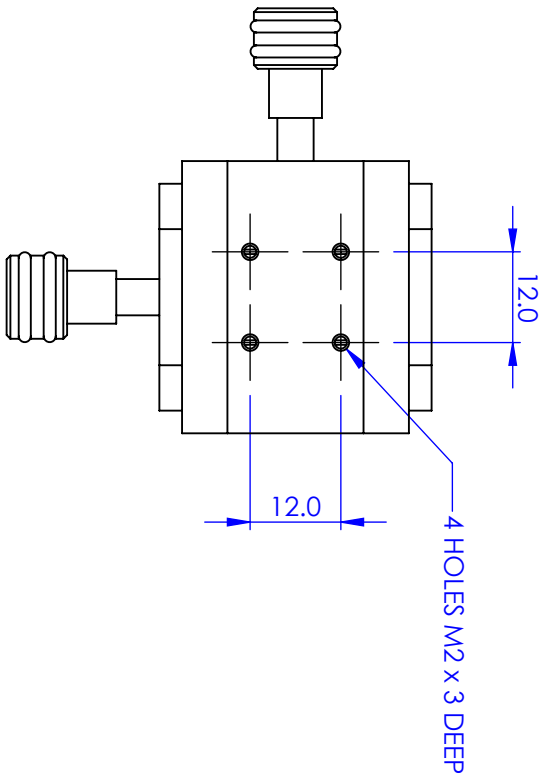
**Specifications**

Travel	10 mm
Sensitivity	< 0.5 $\mu\text{m}$
Adjusters	0.25 pitch

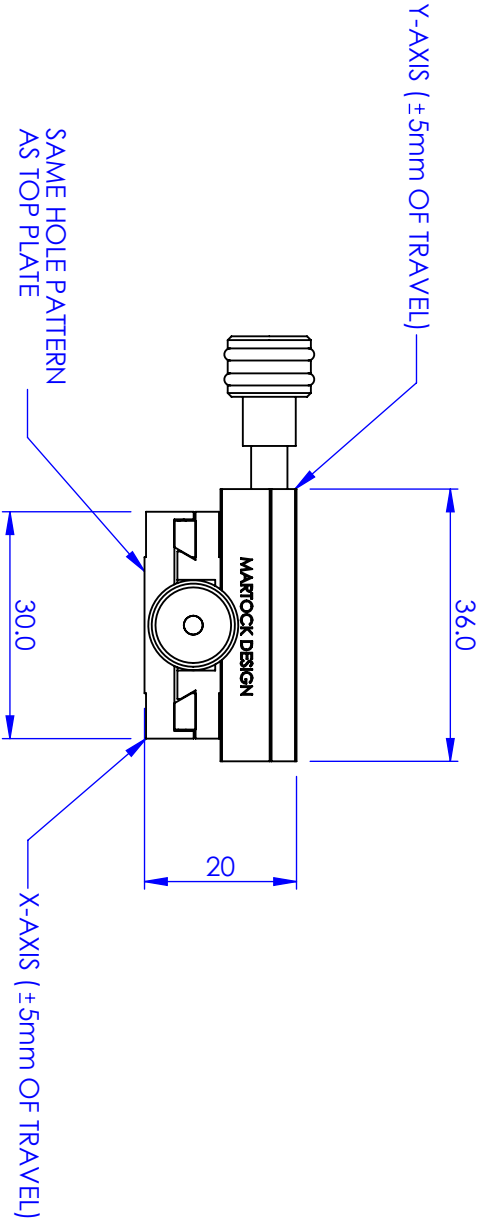
**Variants**

Lockable travel  
Vacuum version

REVISIONS			DATE	APPROVED
REV.	DESCRIPTION			



GENERAL VIEW  
SCALE: 1:1




PROPRIETARY AND CONFIDENTIAL  
COPYRIGHT ELIOT SCIENTIFIC LTD.  
THE INFORMATION CONTAINED IN THIS  
DRAWING IS THE SOLE PROPERTY OF  
ELIOT SCIENTIFIC LTD. REPRODUCTION  
IN PART OR AS A WHOLE WITHOUT WRITTEN  
PERMISSION IS PROHIBITED.

DIMENSIONS ARE IN mm  
GENERAL TOLERANCES: ± 0.1  
ANGULAR TOLERANCES: ±  
SURFACE FINISH:  
ALL BURRS, SHARP EDGES  
AND CORNERS TO BE  
REMOVED

AUTHOR		NAME		DATE	
CHECKED		GW		11/05/2010	
FINISH		MATERIAL		TITLE	
---		STAINLESS STEEL, BRASS, ALUM, ALLOY		2 AXIS MICROPOSITIONER	
DO NOT SCALE DRAWING		SIZE		DWG. NO.	
		A4		MDE258	
		SCALE: 1:1		THIRD ANGLE PROJECTION	
				SHEET 1 OF 1	

**Manual Positioners: Small Linear Stages: 10 mm Travel**

**MDE255-XZ Dual Axis XZ Small Micropositioner**



- Stainless steel body
- Small dovetail slides
- Wide range of configurations
- Very smooth backlash-free motion
- Slide surfaces precision lapped in matched pairs



The MDE255-XZ is a small, dual axis micropositioner with simple adjustment for XZ linear translation stage applications in physics experiments or optical systems.

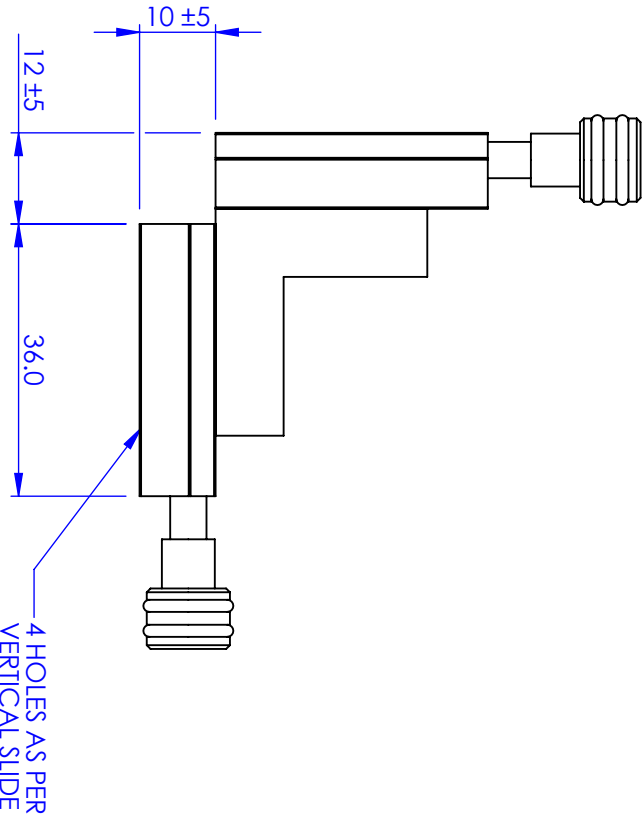
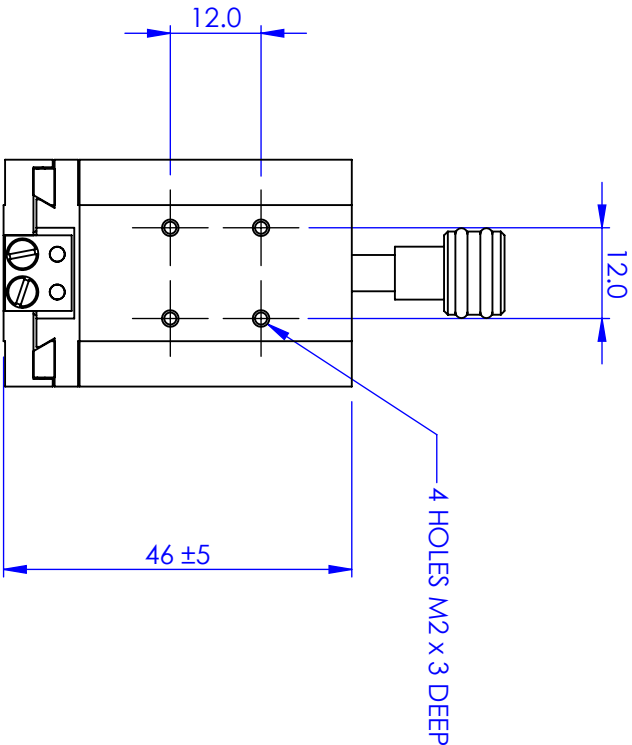
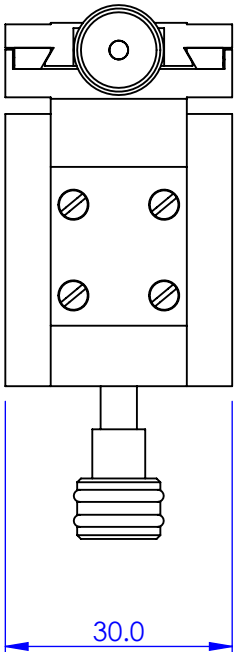
**Specifications**

Travel	10 mm
Sensitivity	< 0.5 $\mu\text{m}$
Adjusters	0.25 pitch

**Variants**

Lockable travel  
Vacuum version

REVISIONS			DATE	APPROVED
REV.	DESCRIPTION			



PROPRIETARY AND CONFIDENTIAL

COPYRIGHT ELIOT SCIENTIFIC LTD.

THE INFORMATION CONTAINED IN THIS DRAWING IS THE SOLE PROPERTY OF ELIOT SCIENTIFIC LTD. REPRODUCTION IN PART OR AS A WHOLE WITHOUT WRITTEN PERMISSION IS PROHIBITED.

DIMENSIONS ARE IN mm

GENERAL TOLERANCES: ± 0.1

ANGULAR TOLERANCES: ±

SURFACE FINISH:

ALL BURRS, SHARP EDGES AND CORNERS TO BE REMOVED

AUTHOR	NAME	DATE
CHECKED	GW	11/05/2010

MATERIAL

FINISH

STAINLESS STEEL,  
BRASS, ALUM, ALLOY

TITLE

XZ DOVETAIL SLIDE

SIZE

A4

DWG. NO.

MDE255 XZ

DO NOT SCALE

DRAWING

SCALE: 1:1


THIRD ANGLE PROJECTION

SHEET 1 OF 1

Eliot Scientific

**Manual Positioners: Small Linear Stages: 10 mm Travel**

**MDE255-YZ Dual Axis YZ Small Micropositioner**



- Stainless steel body
- Small dovetail slides
- Wide range of configurations
- Very smooth backlash-free motion
- Slide surfaces precision lapped in matched pairs



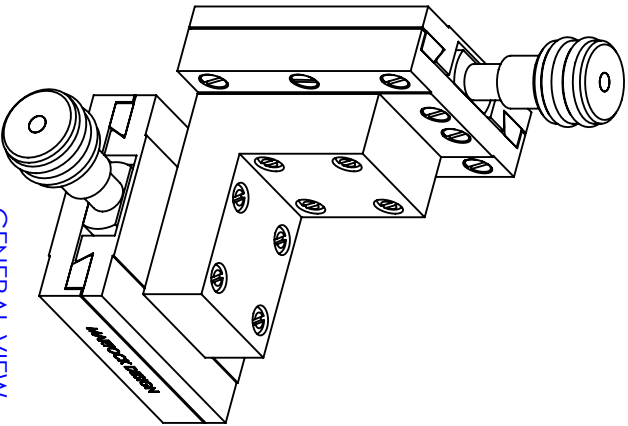
The MDE255-YZ is a small, dual axis micropositioner with simple adjustment for YZ linear translation stage applications in physics experiments or optical systems.

**Specifications**

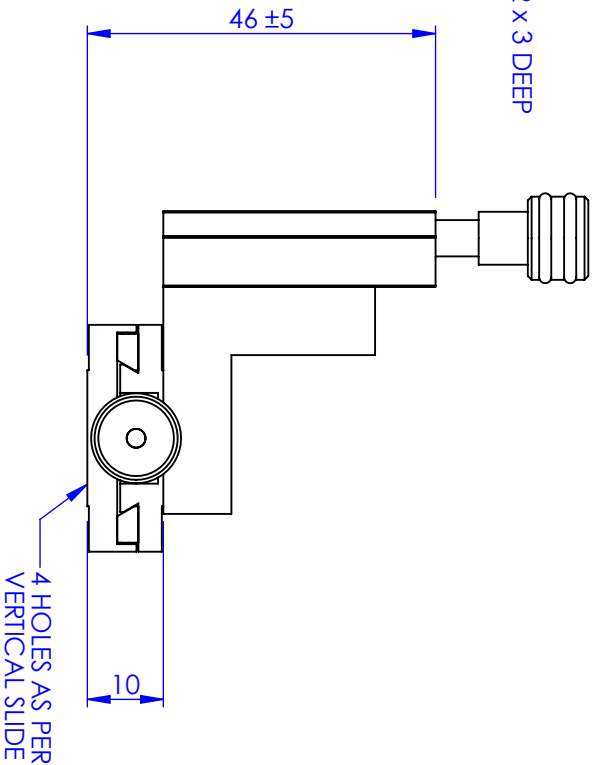
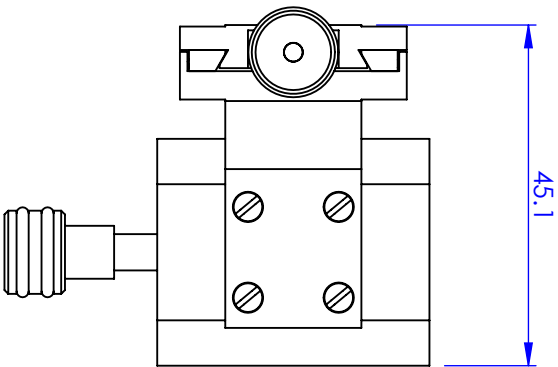
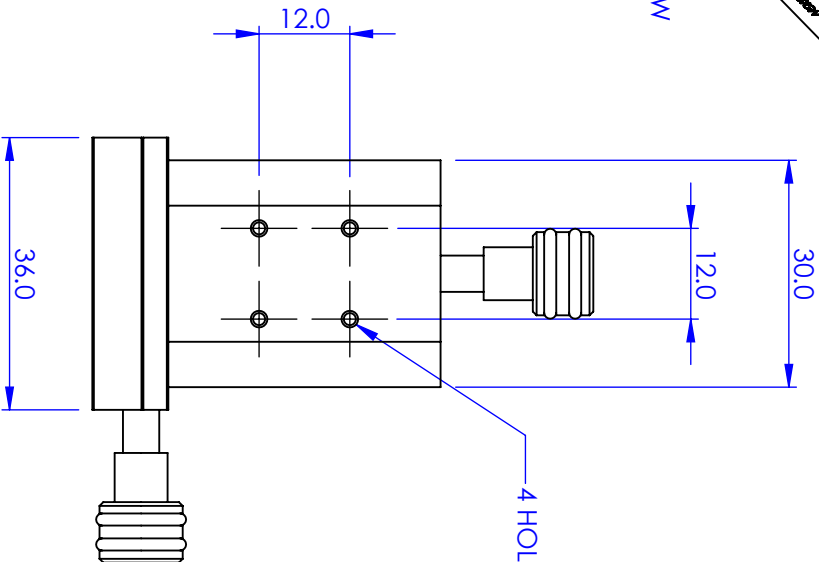
Travel	10 mm
Sensitivity	< 0.5 $\mu\text{m}$
Adjusters	0.25 pitch

**Variants**

Lockable travel  
Vacuum version



GENERAL VIEW  
SCALE 1:1



REVISIONS		DATE	APPROVED
REV.	DESCRIPTION		


PROPRIETARY AND CONFIDENTIAL  
COPYRIGHT ELIOT SCIENTIFIC LTD.  
THE INFORMATION CONTAINED IN THIS  
DRAWING IS THE SOLE PROPERTY OF  
ELIOT SCIENTIFIC LTD. REPRODUCTION  
IN PART OR AS A WHOLE WITHOUT WRITTEN  
PERMISSION IS PROHIBITED.

DIMENSIONS ARE IN mm  
GENERAL TOLERANCES: ± 0.1  
ANGULAR TOLERANCES: ±  
SURFACE FINISH:  
ALL BURRS, SHARP EDGES  
AND CORNERS TO BE  
REMOVED

AUTHOR		NAME	DATE
CHECKED		GW	11/05/2010
FINISH		---	---
DO NOT SCALE DRAWING		TITLE	
SIZE		YZ DOVETAIL SLIDE	
A4		DWG. NO. MDE255 YZ	
SCALE 1:1		THIRD ANGLE PROJECTION	
SHEET 1 OF 1		Eliot Scientific	

## **Manual Positioners: Small Linear Stages: 10 mm Travel**

### **MDE259 Three Axis XYZ Small Micropositioner**



- Stainless steel body
- Small dovetail slides
- Wide range of configurations
- Very smooth backlash-free motion
- Slide surfaces precision lapped in matched pairs



The MDE259 is a small, three-axis micropositioner with simple adjustment for XYZ linear translation stage applications in physics experiments or optical systems.

#### **Specifications**

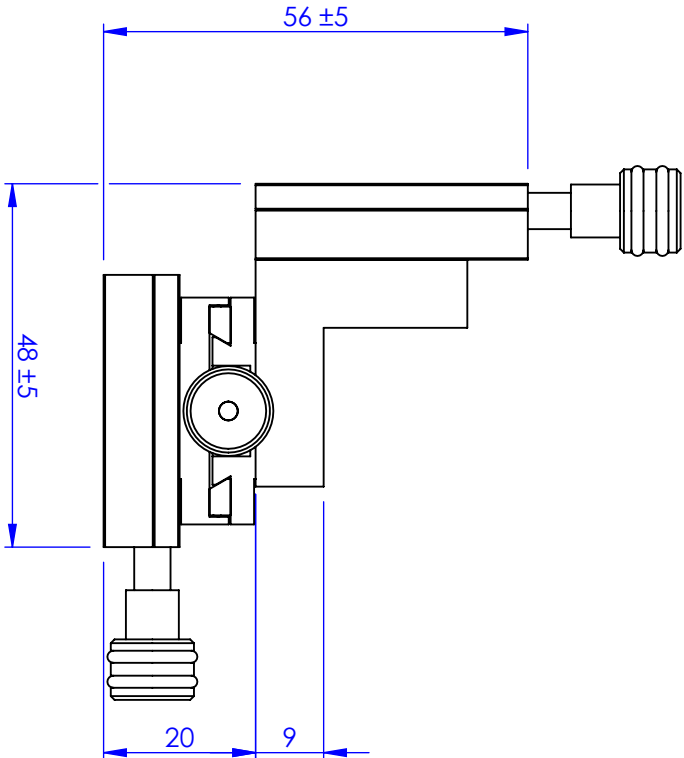
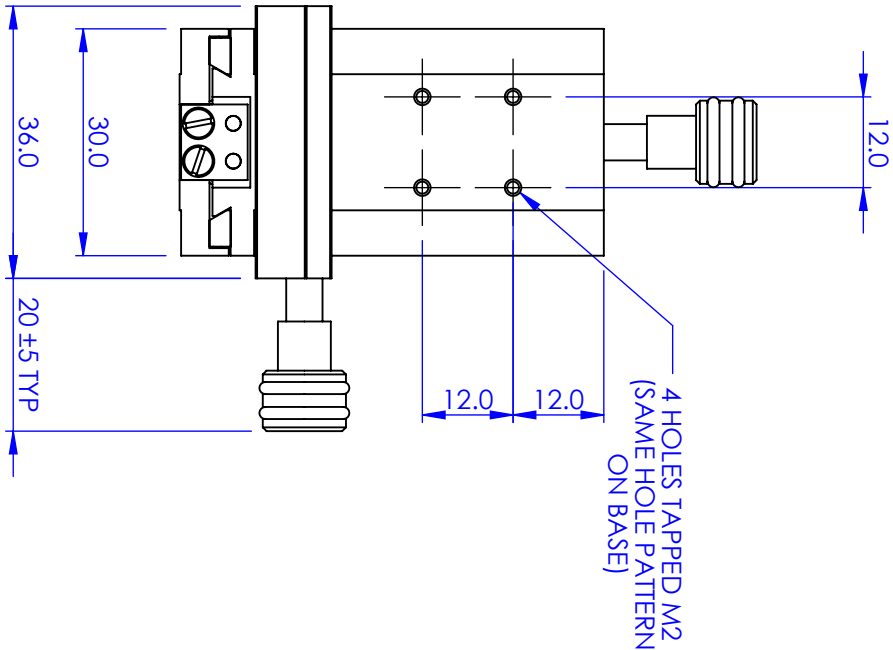
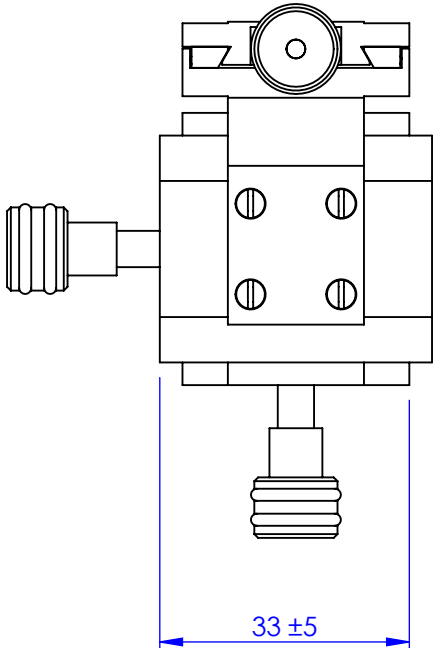
Travel	10 mm
Sensitivity	< 0.5 $\mu\text{m}$
Adjusters	0.25 pitch

#### **Variants**

Lockable travel  
Vacuum version

REVISIONS		DATE	APPROVED
REV.	DESCRIPTION		

ALL THREE AXES ±5mm TRAVEL




<b>PROPRIETARY AND CONFIDENTIAL</b> COPYRIGHT ELIOT SCIENTIFIC LTD. THE INFORMATION CONTAINED IN THIS DRAWING IS THE SOLE PROPERTY OF ELIOT SCIENTIFIC LTD. REPRODUCTION IN PART OR AS A WHOLE WITHOUT WRITTEN PERMISSION IS PROHIBITED.		DIMENSIONS ARE IN mm GENERAL TOLERANCES: ± 0.1 ANGULAR TOLERANCES: ± SURFACE FINISH: ALL BURRS, SHARP EDGES AND CORNERS TO BE REMOVED	
AUTHOR	NAME	DATE	TITLE <b>Eliot Scientific</b> 3-Axis Micropositioner
CHECKED	GW	11/05/2010	
MATERIAL STAINLESS STEEL, BRASS, ALUM, ALLOY			SIZE <b>A4</b>
FINISH ---			DWG. NO. <b>MDE259</b>
DO NOT SCALE DRAWING			SCALE: 1:1
			THIRD ANGLE PROJECTION
			SHEET 1 OF 1



**Manual Positioners: Small Linear Stages: 10 mm Travel**

**MDE850 Three Axis Horizontal Platform**



- Stainless steel body
- Small dovetail slides
- Wide range of configurations
- Adjustable horizontal platform
- Very smooth backlash-free motion



The MDE850 is a variation on the MDE259, and is based on the MDE255 dovetail slides.

A micrometer equipped variant is available as the MDE850M.

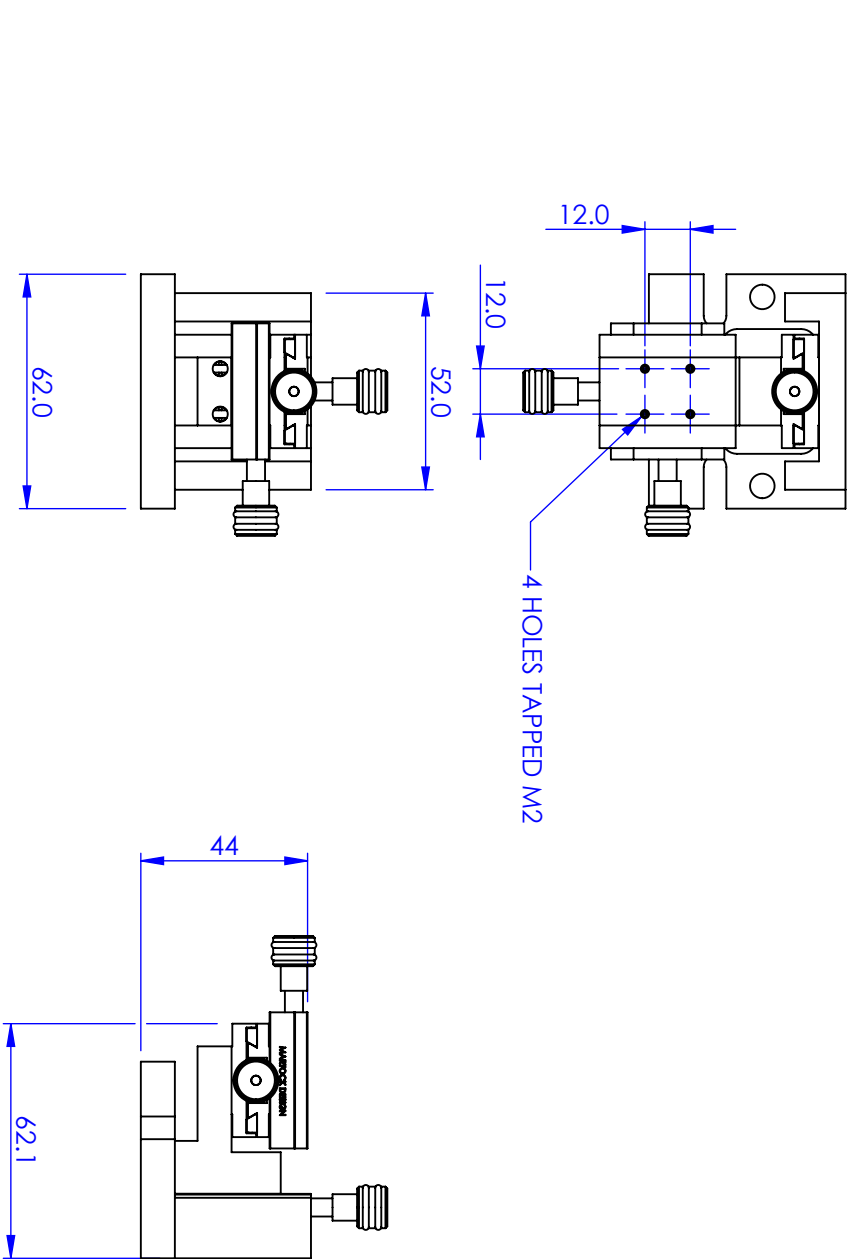
**Specifications**

Travel	10 mm
Sensitivity	< 0.5 $\mu\text{m}$
Adjusters	0.25 pitch

**Variants**

Lockable travel  
Vacuum version

REVISIONS		DATE	APPROVED
REV.	DESCRIPTION		



<b>PROPRIETARY AND CONFIDENTIAL</b> COPYRIGHT ELIOT SCIENTIFIC LTD. THE INFORMATION CONTAINED IN THIS DRAWING IS THE SOLE PROPERTY OF ELIOT SCIENTIFIC LTD. REPRODUCTION IN PART OR AS A WHOLE WITHOUT WRITTEN PERMISSION IS PROHIBITED.		DIMENSIONS ARE IN mm GENERAL TOLERANCES: ± 0.1 ANGULAR TOLERANCES: ± SURFACE FINISH: ALL BURRS, SHARP EDGES AND CORNERS TO BE REMOVED	
MATERIAL STAINLESS STEEL, BRASS, ALUM, ALLOY		TITLE XYZ MICROPOSITIONER	
FINISH ---		SIZE A4	
DO NOT SCALE DRAWING		DWG. NO. MDE850	
		SCALE: 1:2	
		THIRD ANGLE PROJECTION	
		SHEET 1 OF 1	

### **Manual Positioners: Small Linear Stages: 10 mm Travel**

#### **MDE255M Single Axis Small Micropositioner with Micrometer**



- Stainless steel body
- Small dovetail slides
- Wide range of configurations
- Very smooth backlash-free motion
- Micrometer adjuster
- Slide surfaces precision lapped in matched pairs



The MDE255M is a small, single axis micropositioner with micrometer adjustment for precision linear translation stage applications in physics experiments or optical systems

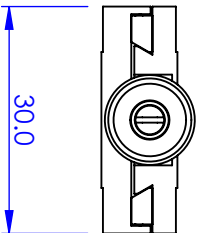
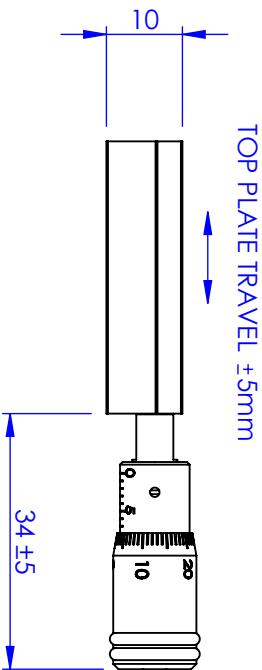
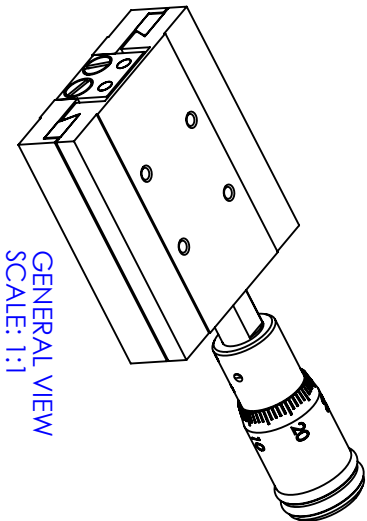
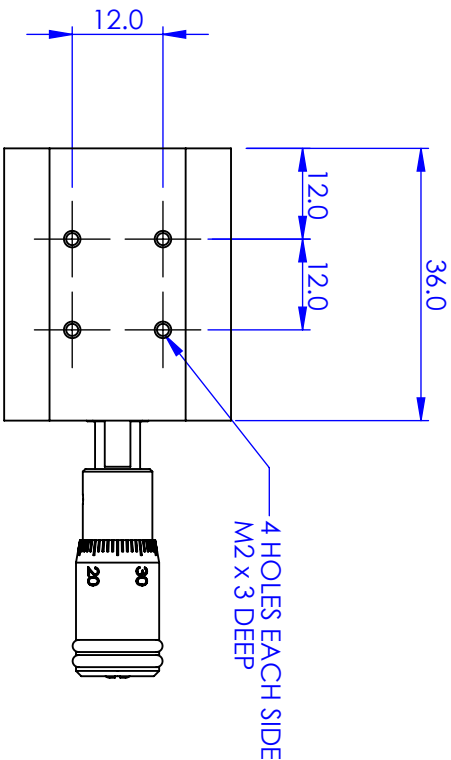
#### **Specifications**

Travel	10 mm
Sensitivity	< 0.5 $\mu\text{m}$
Adjuster	Micrometer reading to 0.01 mm

#### **Variants**

Lockable travel  
Vacuum version


REVISIONS		DATE	APPROVED
REV.	DESCRIPTION		



<b>PROPRIETARY AND CONFIDENTIAL</b> COPYRIGHT ELLIOT SCIENTIFIC LTD. THE INFORMATION CONTAINED IN THIS DRAWING IS THE SOLE PROPERTY OF ELLIOT SCIENTIFIC LTD. REPRODUCTION IN PART OR AS A WHOLE WITHOUT WRITTEN PERMISSION IS PROHIBITED.		DIMENSIONS ARE IN mm GENERAL TOLERANCES: $\pm 0.1$ ANGULAR TOLERANCES: $\pm$ SURFACE FINISH: ALL BURRS, SHARP EDGES AND CORNERS TO BE REMOVED	
MATERIAL STAINLESS STEEL, BRASS, ALUM. ALLOY		FINISH ---	
AUTHOR CHECKED	NAME --	DATE --	
DO NOT SCALE DRAWING		TITLE SLIDE WITH MICROMETER	
SIZE A4		DWG. NO. MDE255M	
SCALE: 1:1		THIRD ANGLE PROJECTION	
		SHEET 1 OF 1	

**Manual Positioners: Small Linear Stages: 10 mm Travel**

**MDE258M Dual Axis XY Small Micropositioner with Micrometers**



- Stainless steel body
- Small dovetail slides
- Wide range of configurations
- Very smooth backlash-free motion
- Micrometer adjusters
- Slide surfaces precision lapped in matched pairs



The MDE258M is a small, dual axis micropositioner with micrometer adjustment for precision XY linear translation stage applications in physics experiments or optical systems

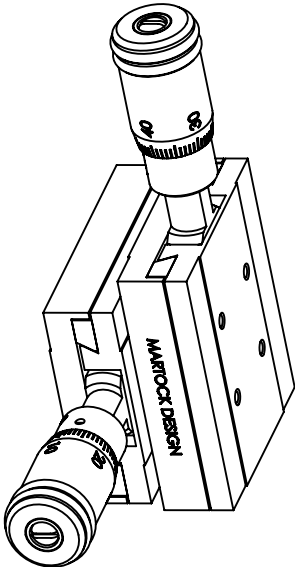
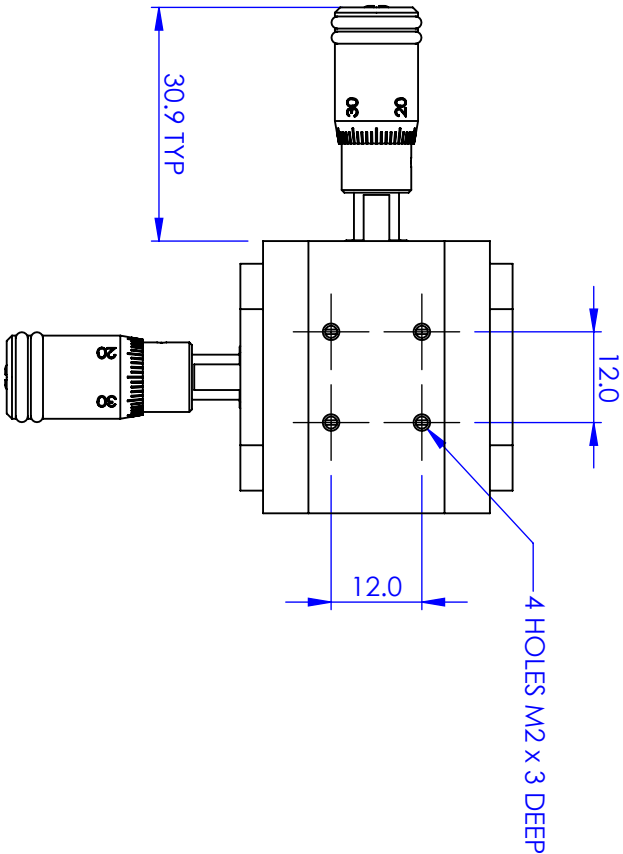
**Specifications**

Travel	10 mm
Sensitivity	< 0.5 $\mu\text{m}$
Adjusters	Micrometer reading to 0.01 mm

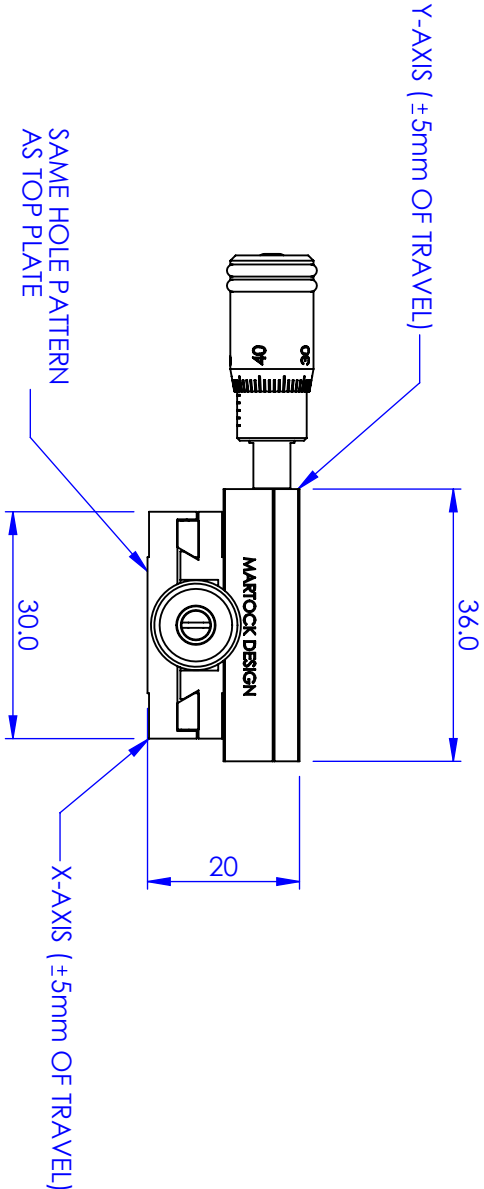
**Variants**

Lockable travel  
Vacuum version

REVISIONS			DATE	APPROVED
REV.	DESCRIPTION			




GENERAL VIEW  
SCALE: 1:1



**PROPRIETARY AND CONFIDENTIAL**  
**COPYRIGHT ELIOT SCIENTIFIC LTD.**  
THE INFORMATION CONTAINED IN THIS  
DRAWING IS THE SOLE PROPERTY OF  
ELIOT SCIENTIFIC LTD. REPRODUCTION  
IN PART OR AS A WHOLE WITHOUT WRITTEN  
PERMISSION IS PROHIBITED.

DIMENSIONS ARE IN mm  
GENERAL TOLERANCES:  $\pm 0.1$   
ANGULAR TOLERANCES:  $\pm$   
SURFACE FINISH:  
ALL BURRS, SHARP EDGES  
AND CORNERS TO BE  
REMOVED

AUTHOR		NAME		DATE	
CHECKED		GW		25/05/2010	
MATERIAL					
STAINLESS STEEL, BRASS, ALUM, ALLOY					
FINISH					
DO NOT SCALE DRAWING					

					
TITLE					
2 AXIS MICROPOSITIONER					
SIZE		DWG. NO.			
A4		MDE258M			
SCALE: 1:1		THIRD ANGLE PROJECTION		SHEET 1 OF 1	

**Manual Positioners: Small Linear Stages: 10 mm Travel**

**MDE255M-XZ Dual Axis XZ Small Micropositioner with Micrometers**



- Stainless steel body
- Small dovetail slides
- Wide range of configurations
- Very smooth backlash-free motion
- Micrometer adjusters
- Slide surfaces precision lapped in matched pairs



The MDE255M-XZ is a small, dual axis micropositioner with micrometer adjustment for precision XZ linear translation stage applications in physics experiments or optical systems.

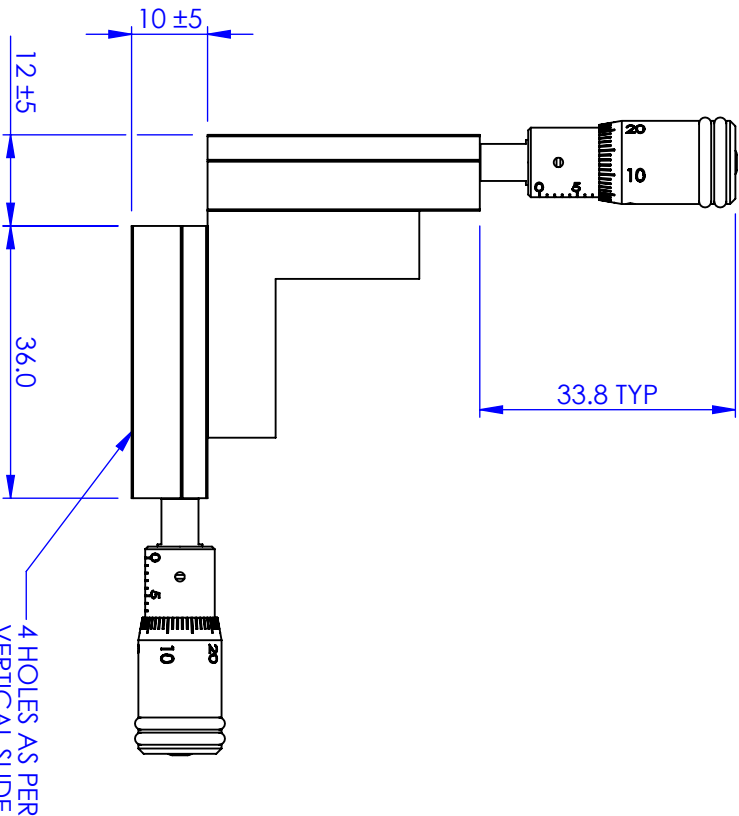
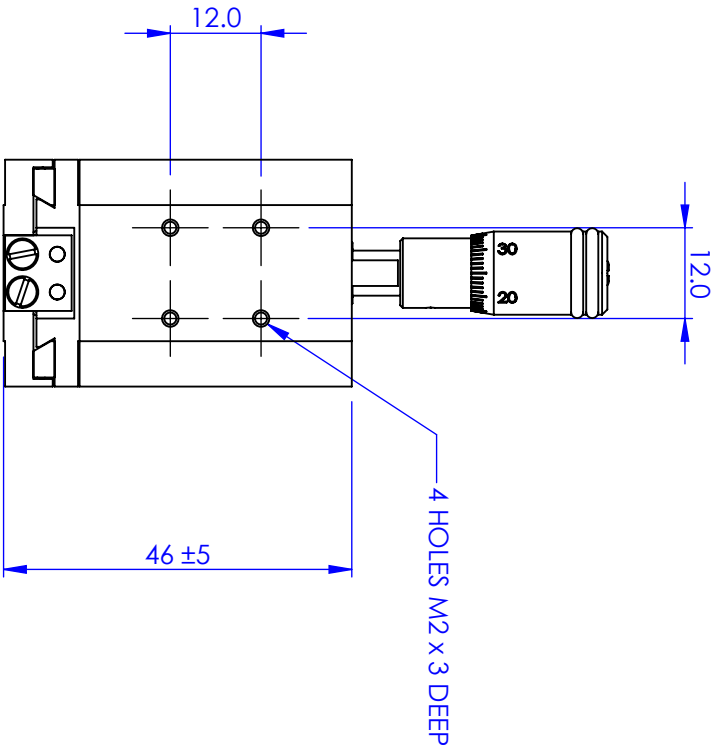
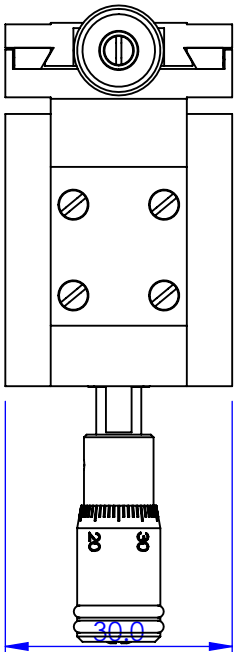
**Specifications**

Travel	10 mm
Sensitivity	< 0.5 $\mu\text{m}$
Adjusters	Micrometer reading to 0.01 mm

**Variants**

Lockable travel  
Vacuum version

REVISIONS			DATE	APPROVED
REV.	DESCRIPTION			



PROPRIETARY AND CONFIDENTIAL  
COPYRIGHT ELIOT SCIENTIFIC LTD.  
THE INFORMATION CONTAINED IN THIS  
DRAWING IS THE SOLE PROPERTY OF  
ELIOT SCIENTIFIC LTD. REPRODUCTION  
IN PART OR AS A WHOLE WITHOUT WRITTEN  
PERMISSION IS PROHIBITED.


DIMENSIONS ARE IN mm  
GENERAL TOLERANCES: ± 0.1  
ANGULAR TOLERANCES: ±  
SURFACE FINISH:  
ALL BURRS, SHARP EDGES  
AND CORNERS TO BE  
REMOVED

NAME		DATE	
AUTHOR	GW	11/05/2010	
CHECKED	-	-	
MATERIAL STAINLESS STEEL, BRASS, ALUM., ALLOY			
FINISH ---			
DO NOT SCALE DRAWING			
TITLE		SIZE	
XZ DOVETAIL SLIDE		A4	
DWG. NO.		MDE255M-XZ	
SCALE: 1:1		THIRD ANGLE PROJECTION	
SHEET 1 OF 1			



**Manual Positioners: Small Linear Stages: 10 mm Travel**

**MDE255M-YZ Dual Axis YZ Small Micropositioner with Micrometers**



- Stainless steel body
- Small dovetail slides
- Wide range of configurations
- Very smooth backlash-free motion
- Micrometer adjusters
- Slide surfaces precision lapped in matched pairs



The MDE255M-YZ is a small, dual axis micropositioner with micrometer adjustment for precision YZ linear translation stage applications in physics experiments or optical systems.

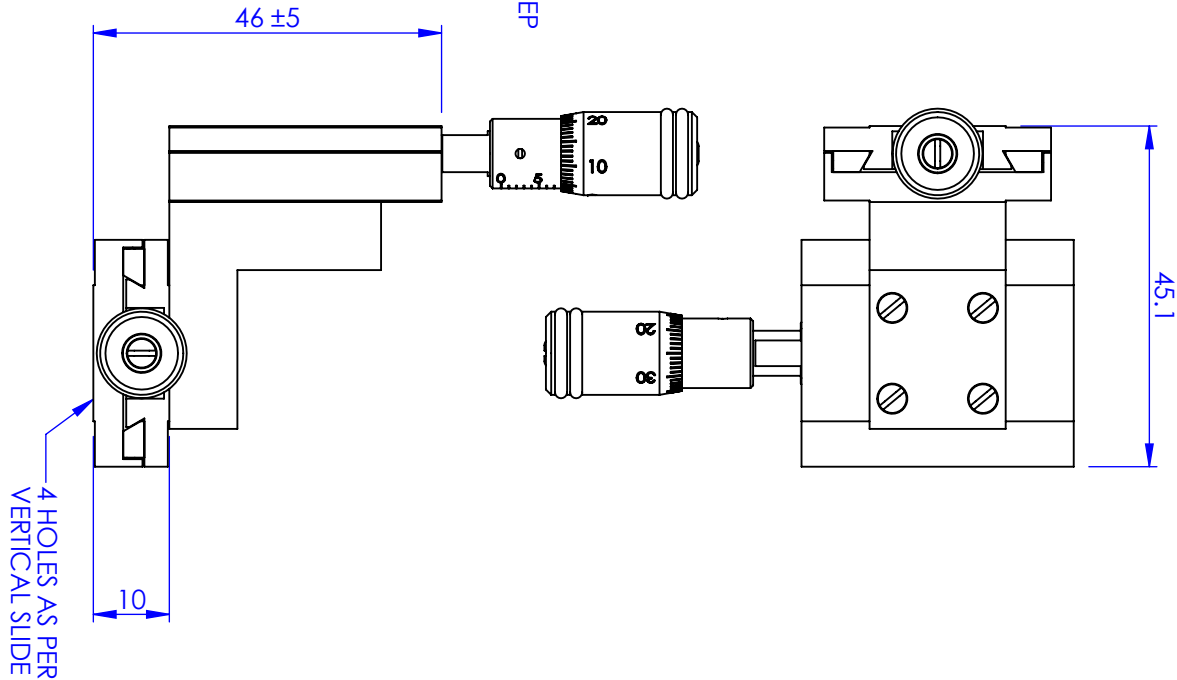
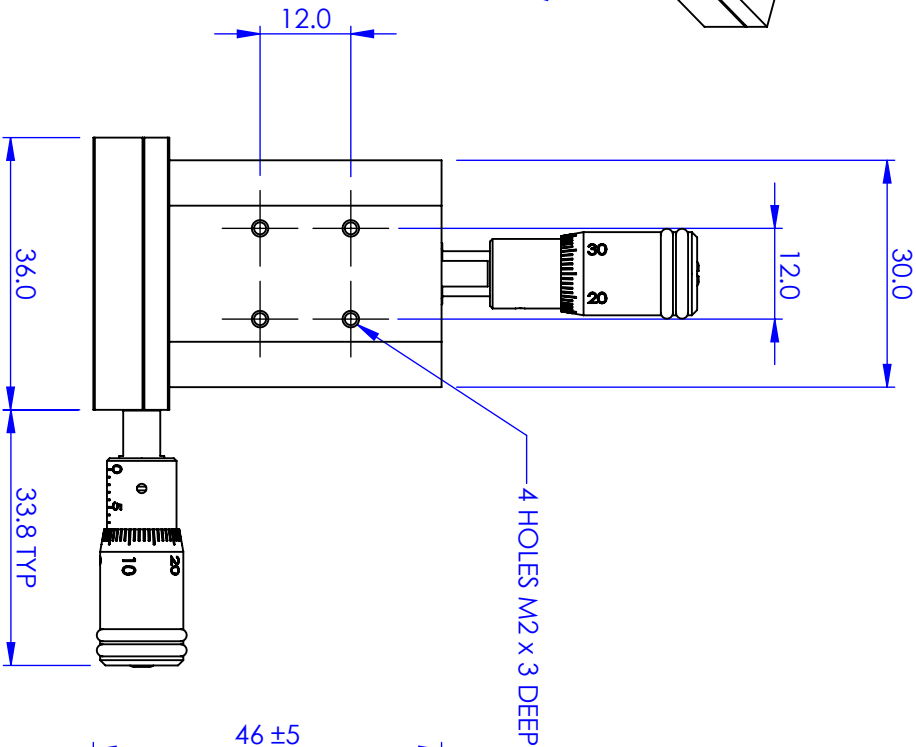
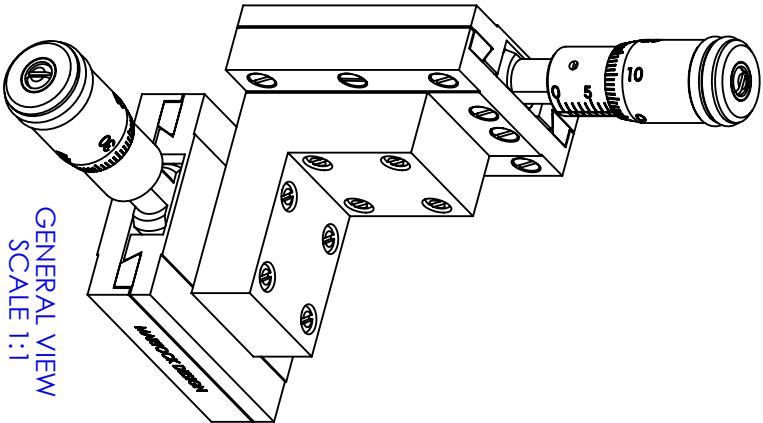
**Specifications**

Travel	10 mm
Sensitivity	< 0.5 $\mu\text{m}$
Adjusters	Micrometer reading to 0.01 mm

**Variants**

Lockable travel  
Vacuum version

REVISIONS		DATE	APPROVED
REV.	DESCRIPTION		



PROPRIETARY AND CONFIDENTIAL  
COPYRIGHT ELIOT SCIENTIFIC LTD.  
THE INFORMATION CONTAINED IN THIS  
DRAWING IS THE SOLE PROPERTY OF  
ELIOT SCIENTIFIC LTD. REPRODUCTION  
IN PART OR AS A WHOLE WITHOUT WRITTEN  
PERMISSION IS PROHIBITED.

DIMENSIONS ARE IN mm  
GENERAL TOLERANCES: ± 0.1  
ANGULAR TOLERANCES: ±  
SURFACE FINISH:  
ALL BURRS, SHARP EDGES  
AND CORNERS TO BE  
REMOVED

AUTHOR		NAME		DATE	
CHECKED		GW		11/05/2010	
---		---		---	
DO NOT SCALE DRAWING					

TITLE		MATERIAL		FINISH	
YZ DOVETAIL SLIDE		STAINLESS STEEL, BRASS, ALUM. ALLOY		---	
SIZE		DWG. NO.		---	
A4		MDE255M-YZ		---	
SCALE: 1:1		THIRD ANGLE PROJECTION		---	
SHEET 1 OF 1		---		---	

**Manual Positioners: Small Linear Stages: 10 mm Travel**

**MDE259M Three Axis XYZ Small Micropositioner with Micrometers**



- Stainless steel body
- Small dovetail slides
- Wide range of configurations
- Very smooth backlash-free motion
- Micrometer adjusters
- Slide surfaces precision lapped in matched pairs



The MDE259M small, three-axis micropositioner with micrometer adjustment for precision XYZ linear translation stage applications in physics experiments or optical systems

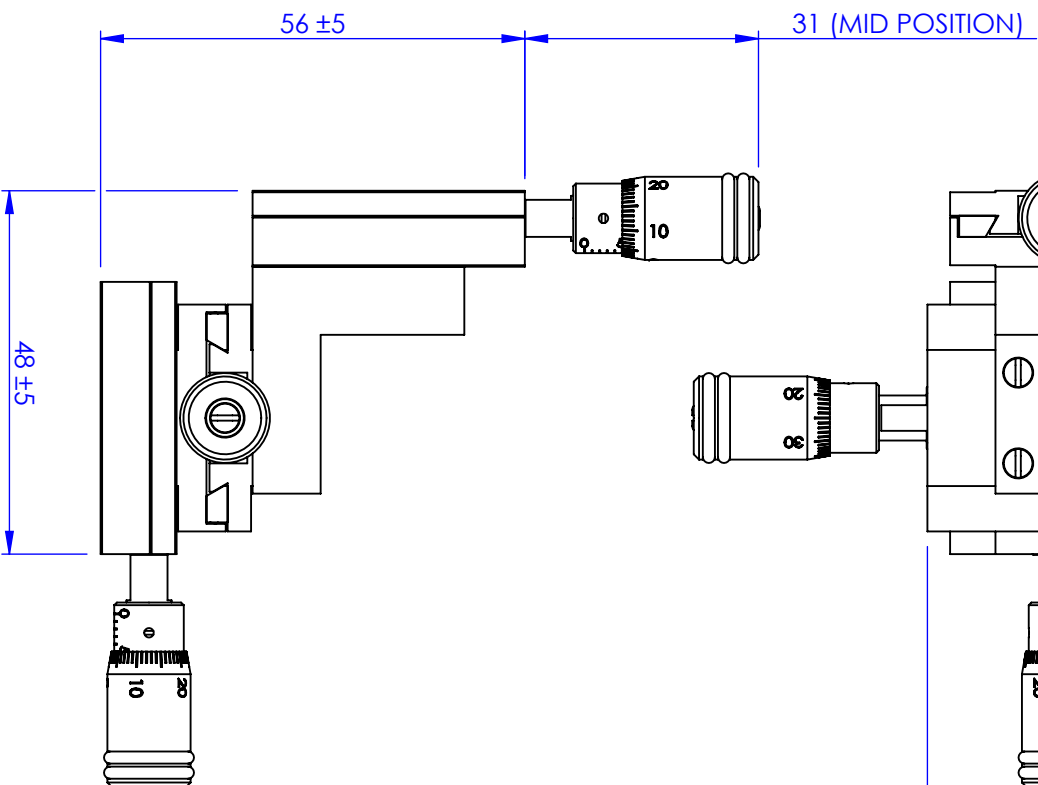
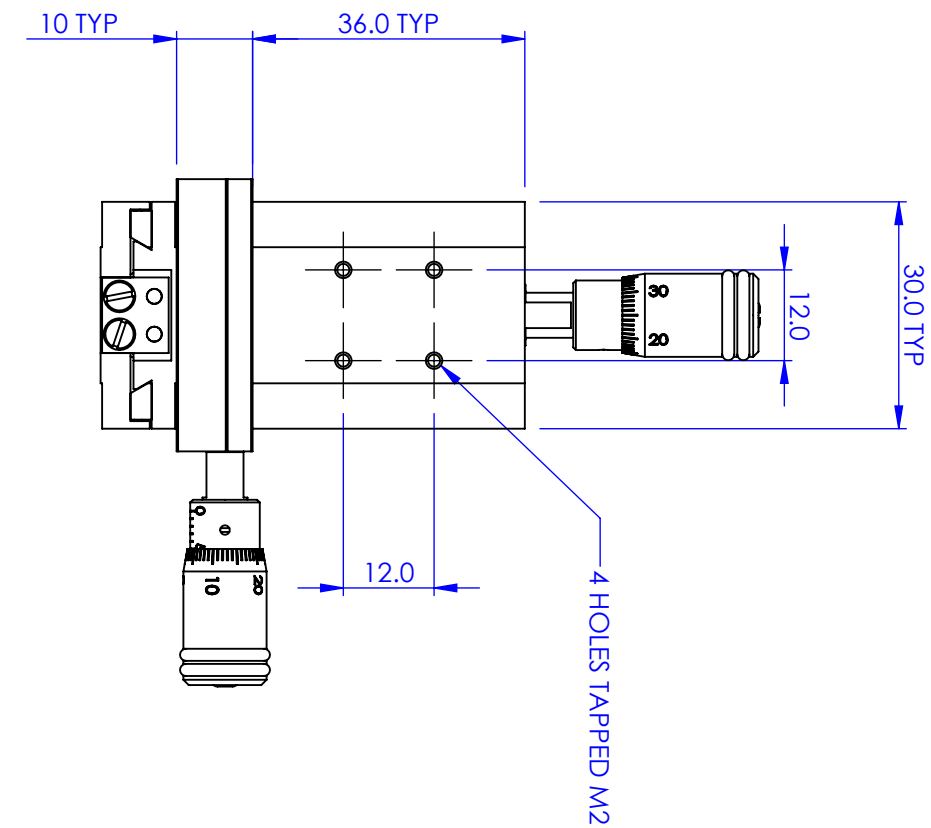
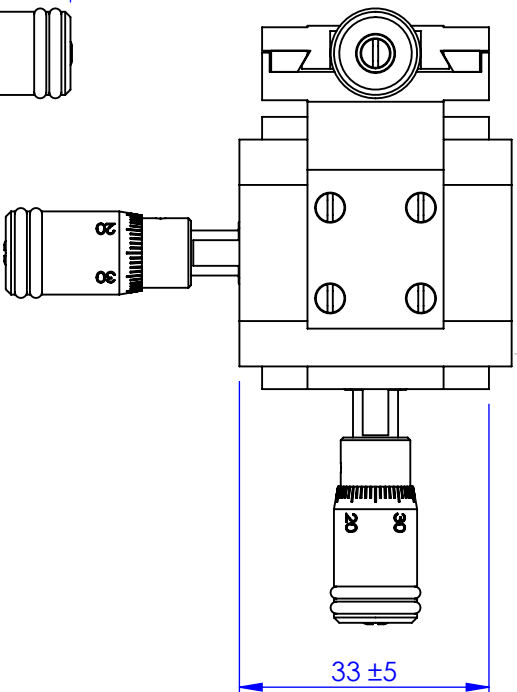
**Specifications**

Travel	10 mm
Sensitivity	< 0.5 $\mu\text{m}$
Adjusters	Micrometer reading to 0.01 mm

**Variants**

Lockable travel  
Vacuum version

REVISIONS			DATE	APPROVED
REV.	DESCRIPTION			



PROPRIETARY AND CONFIDENTIAL  
COPYRIGHT ELIOT SCIENTIFIC LTD.  
THE INFORMATION CONTAINED IN THIS  
DRAWING IS THE SOLE PROPERTY OF  
ELIOT SCIENTIFIC LTD. REPRODUCTION  
IN PART OR AS A WHOLE WITHOUT WRITTEN  
PERMISSION IS PROHIBITED.

DIMENSIONS ARE IN mm  
GENERAL TOLERANCES: ± 0.1  
ANGULAR TOLERANCES: ±  
SURFACE FINISH:  
ALL BURRS, SHARP EDGES  
AND CORNERS TO BE  
REMOVED

AUTHOR		NAME		DATE	
CHECKED		GW		26/05/2010	
FINISH		MATERIAL		TITLE	
---		STAINLESS STEEL, BRASS, ALUM, ALLOY		3-Axis Micropositioner	
DO NOT SCALE DRAWING		SIZE A4		DWG. NO. MDE259M	
SCALE: 1:1		THIRD ANGLE PROJECTION		SHEET 1 OF 1	

### **Manual Positioners: Small Linear Stages: 10 mm Travel**

#### **MDE850M Three Axis Horizontal Platform with Micrometers**



**ELLIOT MARTOCK**

- Stainless steel body
- Small dovetail slides
- Wide range of configurations
- Adjustable horizontal platform
- Micrometer adjuster
- Very smooth backlash-free motion

The MDE850M is a three-axis XYZ micropositioner with micrometer adjustment configured to provide a horizontal platform that can be moved in the XY plane plus vertically along the Z-axis. The MDE850M is a variation on the MDE259M, and is based on the MDE255M dovetail slides.

#### **Specifications**

Travel	10 mm
Sensitivity	< 0.5 $\mu\text{m}$
Adjusters	Micrometer reading to 0.01 mm

#### **Variants**

Lockable travel  
Vacuum version



***Manual Positioners: Small Linear Stages: Adaptors***

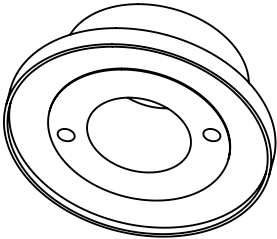
**MDE252 Spigot for use with Centring Micropositioners**



- Mounting spigot
- Compatible with Microbench from Spindler & Hoyer/Linos Photonics

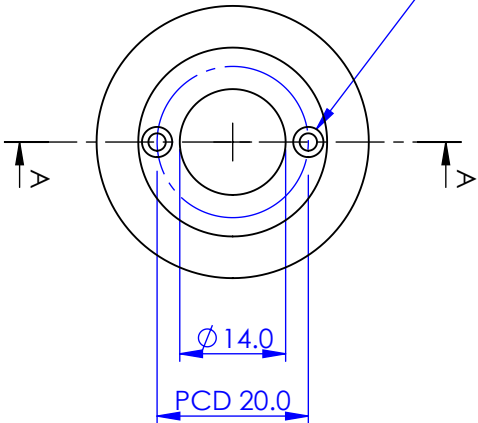
**ELLIOT | MARTOCK**

REVISIONS		DATE	APPROVED
REV.	DESCRIPTION		

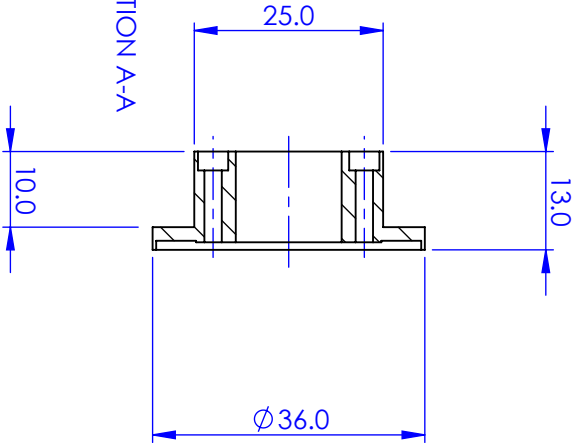


GENERAL VIEW  
SCALE 1:1

2 HOLES COUNTERBORED  
FOR M2



SECTION A-A




<b>PROPRIETARY AND CONFIDENTIAL</b> <b>COPYRIGHT ELIOT SCIENTIFIC LTD.</b> THE INFORMATION CONTAINED IN THIS DRAWING IS THE SOLE PROPERTY OF ELIOT SCIENTIFIC LTD. REPRODUCTION IN PART OR AS A WHOLE WITHOUT WRITTEN PERMISSION IS PROHIBITED.		DIMENSIONS ARE IN mm GENERAL TOLERANCES: ± 0.1 ANGULAR TOLERANCES: ± SURFACE FINISH: ALL BURRS, SHARP EDGES AND CORNERS TO BE REMOVED	
		MATERIAL ALUMINIUM ALLOY	
		FINISH ANODISED CLEAR	
DO NOT SCALE DRAWING		TITLE <b>SPIGOT ADAPTER</b>	
DWG. NO. <b>MDE252</b>		SIZE <b>A4</b>	
THIRD ANGLE PROJECTION		SHEET 1 OF 1	



**Manual Positioners: Small Linear Stages: Adaptors**

**MDE253 Micropositioner Adaptor Plate**

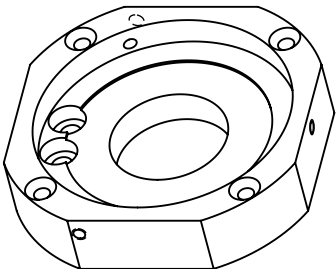


- Use with any MDE25x Series Micropositioner
- Allows external mounting via M2 screws

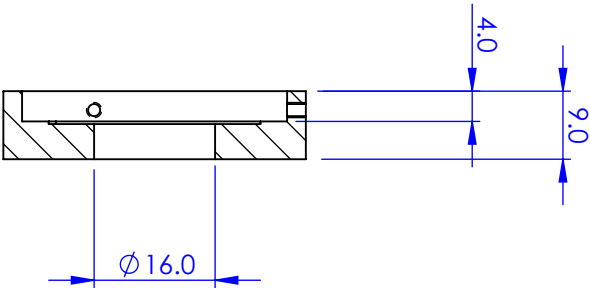
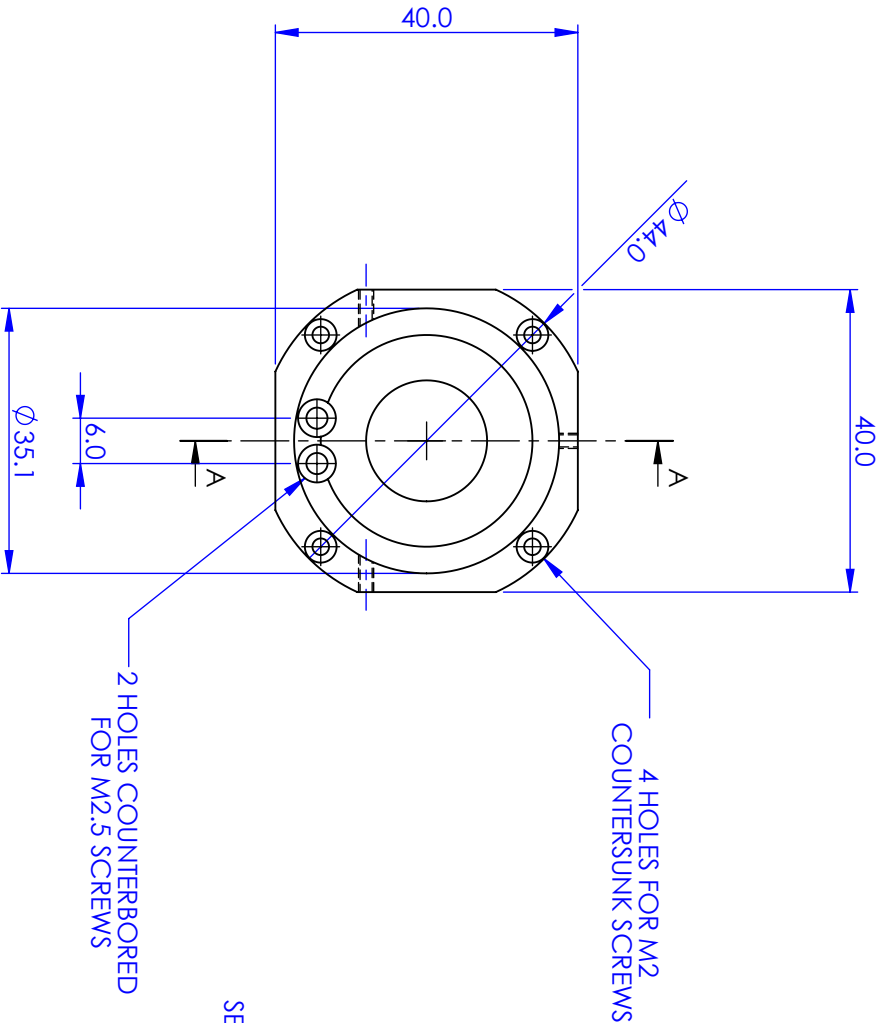


Adaptor plate for mounting MDE250 series centring and XY positioners using grub screws. The adaptor plate has 4 x 2.2 mm countersunk holes which accept M2 screws for attachment to external mount.

REVISIONS		DATE	APPROVED
REV.	DESCRIPTION		



GENERAL VIEW  
SCALE 1:1




SECTION A-A

<b>PROPRIETARY AND CONFIDENTIAL</b> COPYRIGHT ELLIOT SCIENTIFIC LTD. THE INFORMATION CONTAINED IN THIS DRAWING IS THE SOLE PROPERTY OF ELLIOT SCIENTIFIC LTD. REPRODUCTION IN PART OR AS A WHOLE WITHOUT WRITTEN PERMISSION IS PROHIBITED.		DIMENSIONS ARE IN mm GENERAL TOLERANCES: ± 0.1 ANGULAR TOLERANCES: ± SURFACE FINISH: ALL BURRS, SHARP EDGES AND CORNERS TO BE REMOVED	
MATERIAL ALUMINIUM ALLOY		TITLE ADAPTER PLATE	
FINISH CLEAR ANODISED		SIZE A4	
DWG. NO. MDE253		THIRD ANGLE PROJECTION	
DO NOT SCALE DRAWING		SHEET 1 OF 1	

**Manual Positioners: Small Linear Stages: Adaptors**

**MDE254 Angle adaptor plate for use with Centreing Micropositioners**

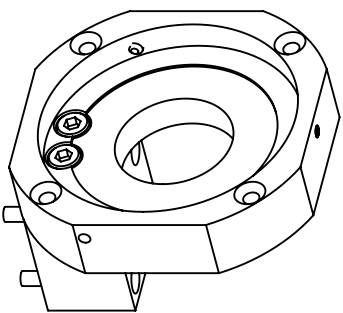
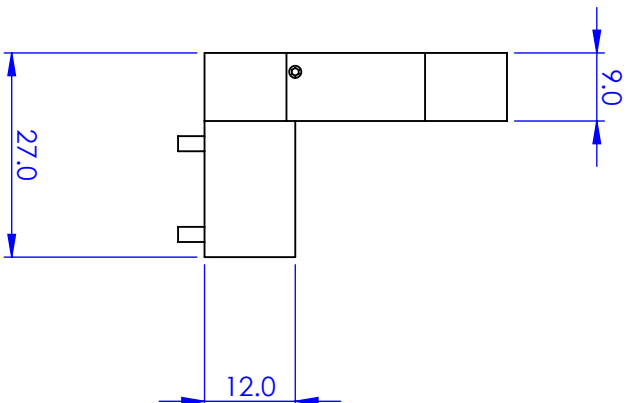
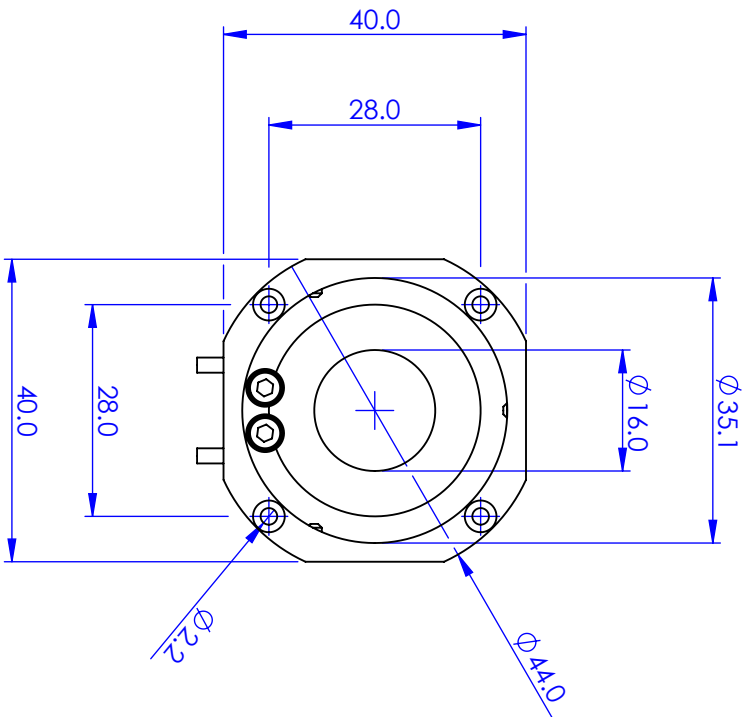
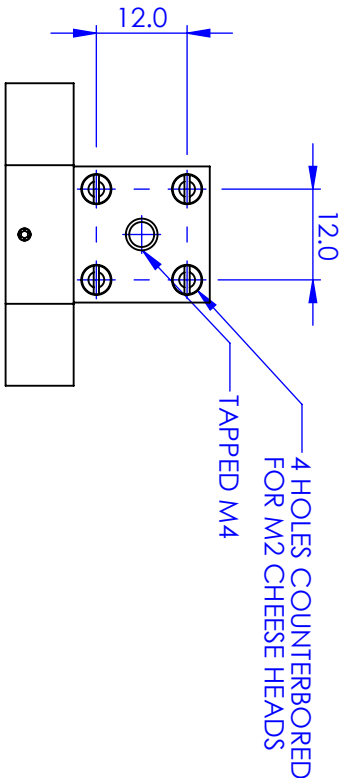


- Use with any MDE25x Series Micropositioner
- Allows external mounting via M2 screws
- Tapped hole for M4 post mounting



Adaptor plate for mounting MDE250 series centreing and XY positioners using grub screws. The adaptor plate has a set of 4 x 2.2 mm countersunk holes, which accept M2 screws for attachment to an external mount, and an angle plate with a tapped hole for M4 post mounting.

REVISIONS		DATE	APPROVED
REV.	DESCRIPTION		



GENERAL VIEW  
SCALE 1:1


PROPRIETARY AND CONFIDENTIAL  
COPYRIGHT ELLIOT SCIENTIFIC LTD.  
THE INFORMATION CONTAINED IN THIS  
DRAWING IS THE SOLE PROPERTY OF  
ELLIOT SCIENTIFIC LTD. REPRODUCTION  
IN PART OR AS A WHOLE WITHOUT WRITTEN  
PERMISSION IS PROHIBITED.

DIMENSIONS ARE IN mm  
GENERAL TOLERANCES: ± 0.1  
ANGULAR TOLERANCES: ±  
SURFACE FINISH:  
ALL BURRS, SHARP EDGES  
AND CORNERS TO BE  
REMOVED

NAME	DATE
AUTHOR	24/03/2010
CHECKED	-
MATERIAL	
ALUMINIUM ALLOY	
FINISH	
ANODISED CLEAR	
DO NOT SCALE DRAWING	
TITLE	
ANGLE ADAPTER PLATE	
SIZE	DWG. NO.
A4	MDE254
SCALE 1:1	THIRD ANGLE PROJECTION
SHEET 1 OF 1	

**Manual Positioners: Small Linear Stages: Accessory**

**MDE851 Micropositioner Accessory Platform**



- Use with MDE850 or MDE850M
- Improves component stability



Accessory platform for use as an option with the MDE850 and MDE850M horizontal platform three axis XYZ micropositioners. It provides a stable large area platform for mounting XYZ Flexure Stage components.



## Manual Positioners: Small Linear Stages: Fibre Accessories

### MDE722 Fibre Holder (Mechanical) with Spigot



**ELLIOT MARTOCK**

- Very easy to use
- Clamp force adjustable from 25 to 125 g
- Contact point on fibre is a resilient pad
- Holds 125/250  $\mu\text{m}$  fibre with a jacket up to 1 mm diameter
- Clamp arm swings clear of V-groove for easy loading of fibre
- Includes 11 mm dia spigot for mating to centring micropositioners

The MDE722 Fibre Holder features a double V-groove and single clamp arm to hold 125/250  $\mu\text{m}$  fibre with a jacket up to 1mm diameter. The clamp arms swing clear of the V-groove, and the clamp forces can be adjusted from 25 to 125 g, making the unit very easy to use.

The fibre holder is fitted with an 11 mm diameter spigot that mates with the MDE250 series centring micropositioners. The spigot is slotted for easy insertion of the fibre and the clamp arms can be fitted on either side of the V-groove.

A comprehensive range of fibre holders using vacuum, magnet or spring-loaded clamps is available. User replaceable V-grooves enable the user to work with different fibre sizes economically. Custom grooves are our speciality.

#### Specifications

Configuration	Double V-groove and clamp arms for cladding and jacket
Fibre size	125/250 $\mu\text{m}$ fibre with up to 1 mm jacket
Fibre clamp	Double clamp arms with adjustable force. Clamp arms can be fitted either side of V-groove
Clamp force	Adjustable from 25 to 125 g
Mount	11mm spigot to fit centring mount models: MDE251, MDE250-S, MDE257, MDE257M, MDE276, MDE276M, MDE277, MDE277M

#### Options


Custom sized V-grooves





## Manual Positioners: Small Linear Stages: Fibre Accessories

### MDE723 Fibre Holder (Mechanical) for MDE255 & MDE260 Series Positioners



**ELLIOT MARTOCK**

- Very easy to use
- Clamp force adjustable from 25 to 125 g
- Contact point on fibre is a resilient pad
- 125/250  $\mu\text{m}$  fibre with a jacket up to 1 mm diameter
- Clamp arm swings clear of V-groove for easy loading of fibre
- Mounts MDE255/MDE260 series dovetail slide micropositioners

The MDE723 Fibre Holder features a double V-groove and clamp arms to hold 125/250  $\mu\text{m}$  fibre with a jacket up to 1 mm diameter. The clamp arms swing clear of the V-groove, and the clamp forces can be adjusted from 25 to 125 g, making the unit very easy to use.

The fibre holder fits MDE255 Series and MDE260 Series positioners (except models MDE257 & MDE257M), and can also be post mounted.

A comprehensive range of fibre holders using vacuum, magnet or spring-loaded clamps is available. User replaceable V-grooves enable the user to work with different fibre sizes economically. Custom grooves are our speciality.

#### Specifications

Configuration	Double V-groove and clamp arms for cladding and jacket
Fibre size	125/250 $\mu\text{m}$ fibre with up to 1 mm jacket
Fibre clamp	Double clamp arms with adjustable force
Clamp force	Adjustable from 25 to 125 g
Optical Axis	11 mm centre height
Mount	M4 hole on base for post mounting Fits MDE255 Series and MDE260 series positioners (except models MDE257 & MDE257M). Supplied with mounting screws

#### Options


Custom sized V-grooves

MDE255 series and MDE260 series micropositioners



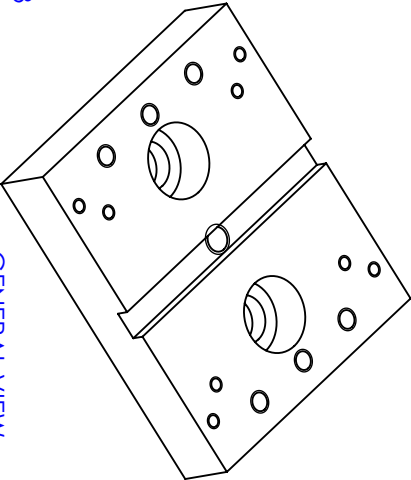
**Manual Positioners: Small Linear Stages: Fibre Accessories**

**MDE860 MDE709 Fibre Holder Adaptor**

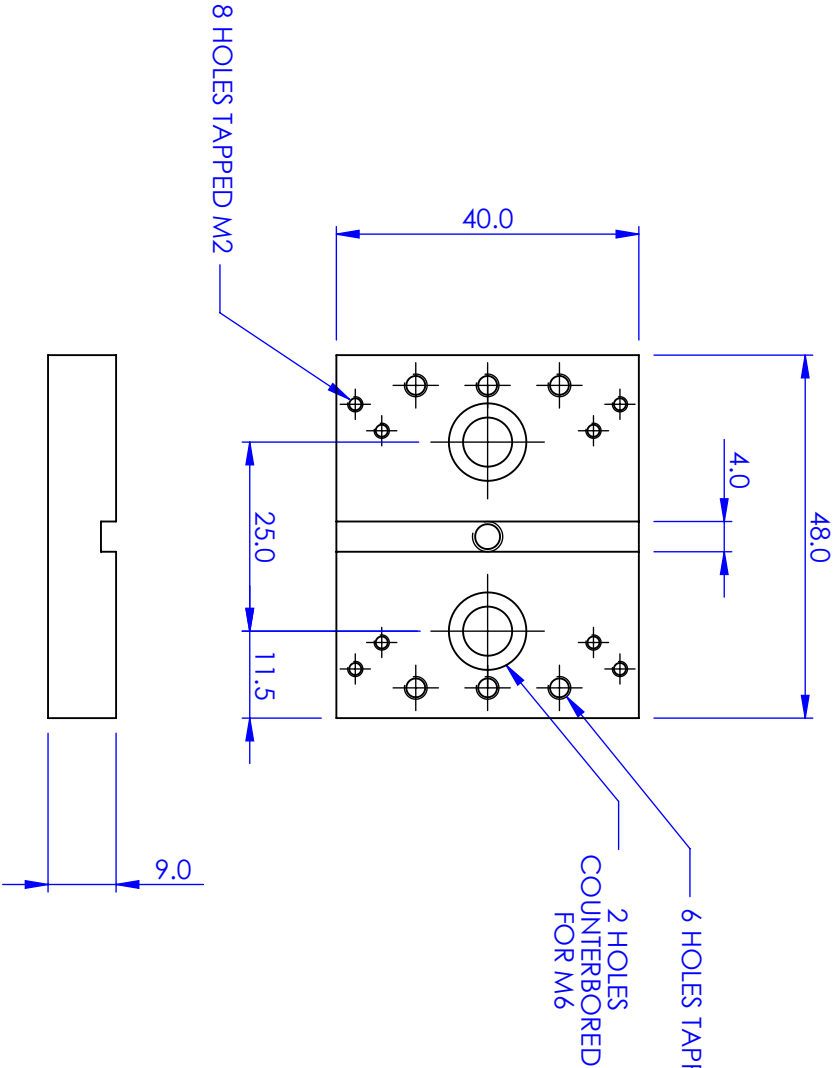


This adaptor mounts the MDE709 fibre holder on to a conventional 25 mm pitch optical table or an M4 post.  
For use with MDE253 and MDE270

REVISIONS			DATE	APPROVED
REV.	DESCRIPTION			



GENERAL VIEW  
SCALE: 1:1



<b>PROPRIETARY AND CONFIDENTIAL</b> COPYRIGHT ELLIOT SCIENTIFIC LTD. THE INFORMATION CONTAINED IN THIS DRAWING IS THE SOLE PROPERTY OF ELLIOT SCIENTIFIC LTD. REPRODUCTION IN PART OR AS A WHOLE WITHOUT WRITTEN PERMISSION IS PROHIBITED.			DIMENSIONS ARE IN mm GENERAL TOLERANCES: ± 0.1 ANGULAR TOLERANCES: ± SURFACE FINISH: ALL BURRS, SHARP EDGES AND CORNERS TO BE REMOVED		
MATERIAL		NAME	DATE		
ALUM. ALLOY		AUTHOR	25/05/2010		
FINISH		CHECKED	---		
DO NOT SCALE DRAWING			TITLE		
ADAPTER PLATE			SIZE		
A4			DWG. NO.		
MDE860			SCALE: 1:1		
THIRD ANGLE PROJECTION			SHEET 1 OF 1		