

Automatic cell counter **FACSCOPE B**

The most accurate and user-friendly cell counter ever

An automatic cell counter based on a bright-field microscope designed to satisfy customer's need. FACSCOPE B performs cell counting with a simple touch while staining samples with trypan blue. The features of FACSCOPE B are competitive as a cell counter for better data and reliable results.



Accurate

Up to 9 times larger counting volume provides accurate result

Flexible

Selective counting options enables wide range of experiment

Consistent

Autofocus improves the precision and reduces user error

Convenient

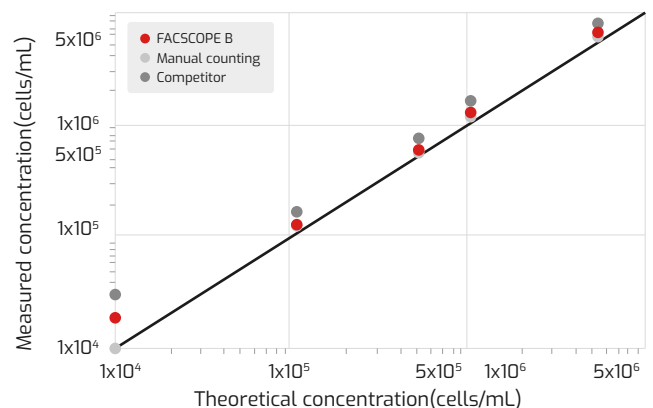
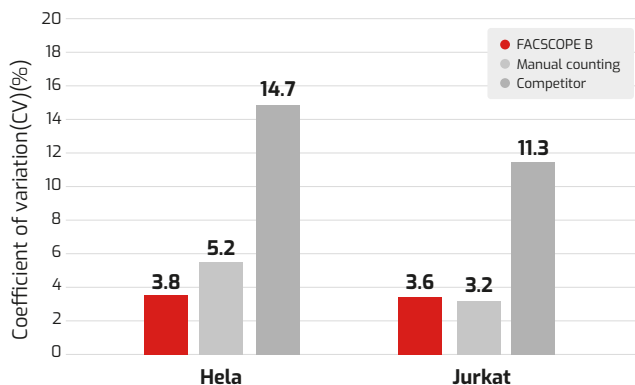
Preset simplifies workflow meanwhile improving the result

Advanced

Sophisticated algorithm detects circularity and clumpy cell clearly

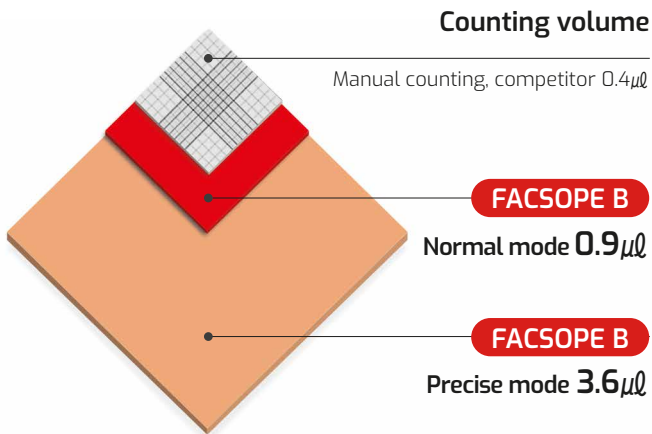
Reliable performance result

Identical samples of HeLa and Jurkat were counted by FACSCOPE B, manual counting, and competitor. The counting variation of FACSCOPE B is close to the results of manual counting. In addition, measured concentration is more similar to the theoretical concentration than the competitor's.



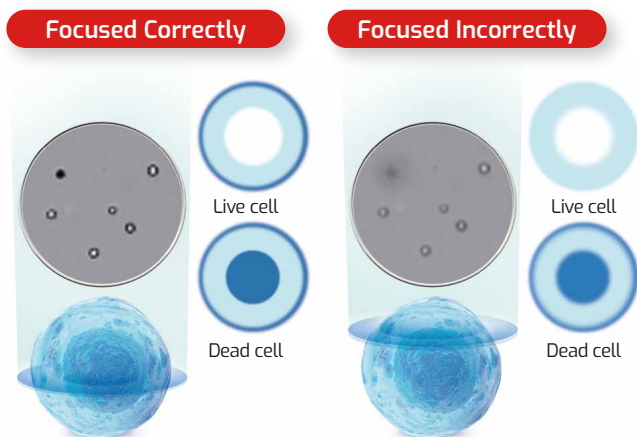
Accurate

Larger counting volume outperforms in counting accuracy and results. Especially, precise mode is considerably larger counting volume than most other automated cell counter.



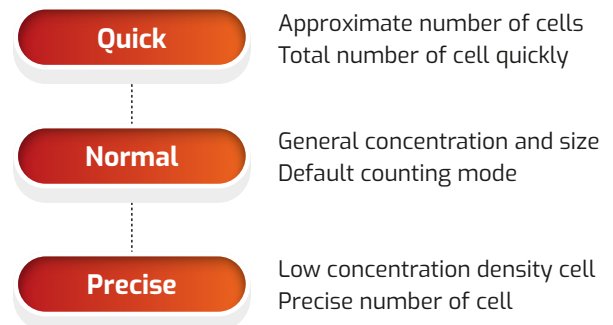
Consistent

FACSCOPE B automatically focuses on grid of slide. It is a unique technique not seen in other cell counters, and they improve accuracy due to always detecting a constant plane.



Flexible

FACSCOPE B provides three selectable counting modes. Each option has a clear purpose and depending on the purpose of the experiment or sample, it improves increase accuracy if used correctly.



Convenient

Customizable presets are one of key piece of a various type of sample detection and improving the result. As a critical detection parameter, user can create own preset to increase accuracy.



Advanced detection algorithm

FACSCOPE B automated cell counter has improved detection algorithm for difficult-to-observe cell.

In particular, aggregated cells are difficult even with automatic counting.

Advanced algorithm clearly analyzes the outline of clumpy cell so that it gives you accurate counting result even in irregular cell.

