



nüvü cameras

every photon counts

h·nüTDI

HIGH SENSITIVITY
TIME-DELAY
INTEGRATION
MODE

A NEW STANDARD FOR LOW LIGHT IMAGING

NÜVÜ™ TDI CAMERA OPTIMIZED FOR DEMANDING SCANNING APPLICATIONS



OUTSTANDING LOW-LIGHT SCANNING PERFORMANCES:

- Line rate up to 103 kHz
- Resolution of 4096 (H) x 128 (V) pixels
- Average readout noise lower than 65 electrons

TIME-DELAY INTEGRATION (TDI) PRINCIPLE:

A readout mode based on the concept of the accumulation of cumulative exposures of the same object as it is moving linearly under the detector. It synchronizes the transfer of the charges from one line to the next with the same speed as the object is moving under the camera.



Fig 1. Example of imaging the word NÜVÜ using TDI readout mode. The intensity of the signal is increased as the word moves across the detector

TYPICAL SPECTRAL RESPONSE

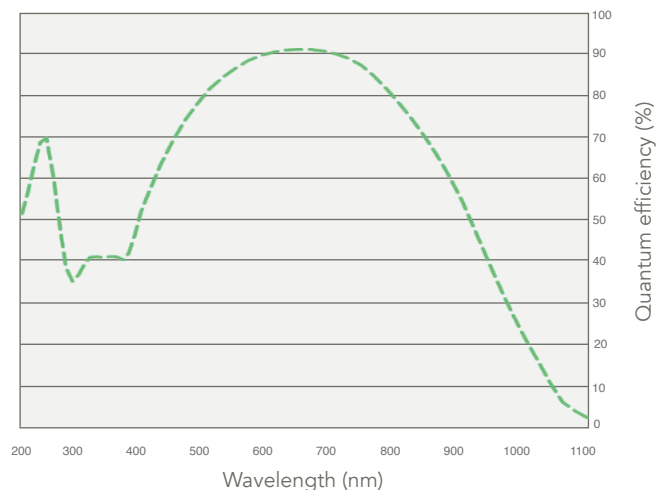


Fig 2. Typical spectral response as a function of wavelength, as specified by the detector manufacturer

SIMPLE INTEGRATION & QUALITY PRIORITY

Nüvü Camēras offers the highest standard of technology in a compact thermoelectrically cooled camera. The technology at the heart of the HNü was originally designed for space exploration where the need for state-of-the-art instruments drives innovation. Now optimized and extended to a broad range of applications, the user-friendly HNü provides many advantages to efficiently bridge the gaps between purchase, setup, discoveries and usage.

All parts are treated in compliance with high vacuum requirements, including all metal sealed in a Class 10,000 cleanroom to ensure the longest camera lifetime without maintenance. Nüvü Camēras uses at least $\lambda/10$ quality windows, essential for optimal image quality.

Consultation services are available on demand.

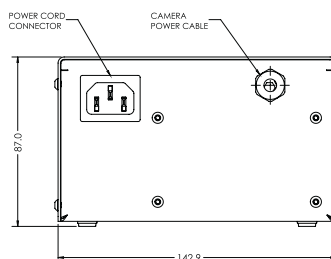
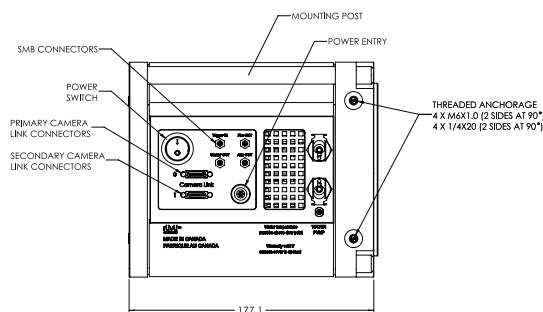
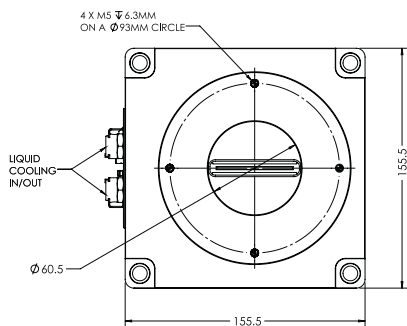
h·nū TDI

CHARACTERISTICS

SPECIFICATIONS

Line rate	103 kHz
TDI transfer direction	Unidirectional
Interface	Camera Link Extended Full
Resolution	4096 x 128 pixels
Data rate	30 MHz per output
Pixel size	12 x 12 μm
Data format	14 bits
Outputs	16
Size (H W D)	155.6 x 155.6 x 177.8 mm
Mass	5 kg
Operating temperatures	0°C to 30°C
Power supply	100-240 V, 50-60 Hz, max. 3 A
QE	See spectral graph (Fig.2)
Sensor type	Back thinned
Effective area	49.152 mm x 1.52 mm
Readout mode	Conventional
TDI line rate control	Internal or external
Full well capacity ¹	70k electrons
Readout noise ¹	65 electrons
Binning	Vertical, 1 to full binning
Image processing	None
Sensor cooling	Thermoelectric, to sub-zero °C
Dark current ¹	<130 \bar{e} /pixel/s @ 0°C

TECHNICAL DRAWINGS



¹ Typical values, these numbers may vary depending on the CCD detector.

Elliot Scientific Ltd

Unit 11 Sandridge Park, Porters Wood,
St Albans, AL3 6PH, United Kingdom
Tel: +44 (0)1582 766300
Fax: +44 (0)1582 766340
www.elliotscientific.com
sales@elliotscientific.com



Contact us at:
sales@nuvucameras.com
+1 514 733 8666
Montreal (Quebec)
CANADA



HNü and NüPixel are the intellectual property of Nüvü Camēras. All other brands are properties of their respective owners. Incremental changes are made to the products and specifications are subject to modification without prior notice.
HNü TDI Specification Sheet 3.5
© Nüvü Camēras, 2025