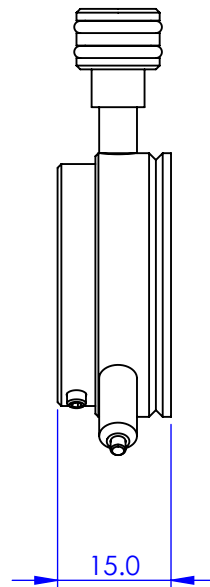
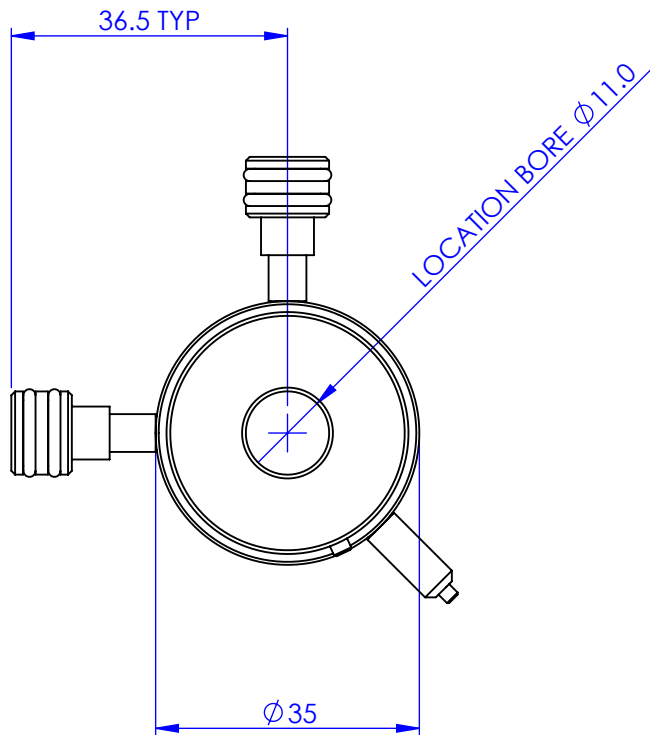
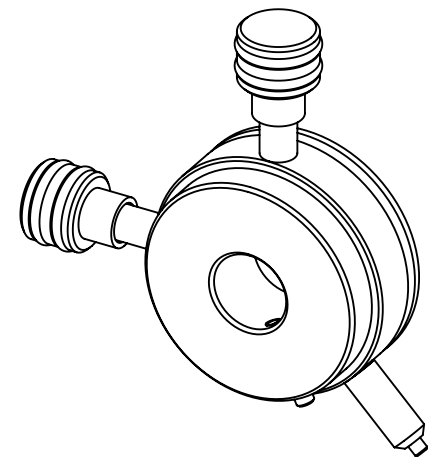
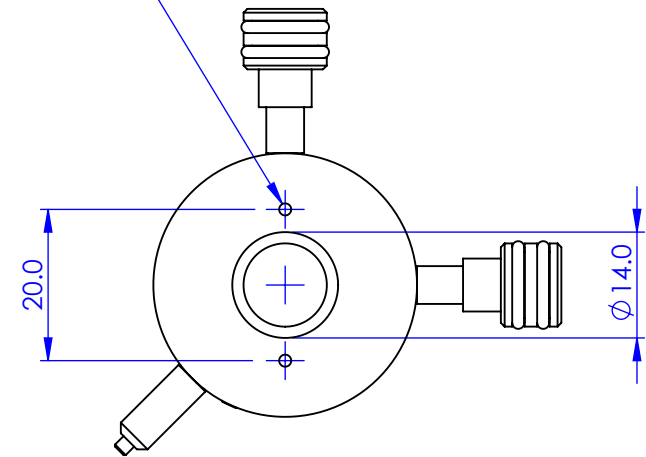


| REV. NAME | | DATE | APPROVED |
|-----------|-------------|------|----------|
| REV. | DESCRIPTION | DATE | |
| | | | |

±1mm X&Y TRAVEL



2 HOLES TAPPED M2



PROPRIETARY AND CONFIDENTIAL
COPYRIGHT ELLIOT SCIENTIFIC Ltd.
THE INFORMATION CONTAINED IN THIS
DRAWING IS THE SOLE PROPERTY OF
ELLIOT SCIENTIFIC LTD. REPRODUCTION
IN PART OR AS A WHOLE WITHOUT WRITTEN
PERMISSION IS PROHIBITED.

DIMENSIONS ARE IN mm
GENERAL TOLERANCES: ± 0.1
ANGULAR TOLERANCES: ±
SURFACE FINISH:
ALL BURRS, SHARP EDGES
AND CORNERS TO BE
REMOVED

| NAME | | DATE | <div> <div>Elliot Scientific</div> </div> | |
|------------------------|----|------------|---|--|
| AUTHOR | GW | 23/03/2010 | | |
| CHECKED | -- | -- | TITLE | |
| MATERIAL | | | CENTRING MOUNT | |
| STAINLESS STEEL | | | SIZE | |
| FINISH | | | A4 | |
| DO NOT SCALE DRAWING | | | DWG. NO. | |
| SCALE:1:1 | | | MDE250S | |
| THIRD ANGLE PROJECTION | | | SHEET 1 OF 1 | |